



I, Kitley Wasicek, Live Oak County Treasurer and designated Investment Officer, hereby submit the Monthly Investment Report for the period ended February 28, 2026. The investment statements supporting this report have been reviewed and reconciled, and all investment activity is in compliance with the Texas Public Funds Investment Act (Texas Government Code Chapter 2256) and the Live Oak County Investment Policy. The County's investment strategy remains conservative and passive in nature, with primary objectives of safety, liquidity, and yield. All investments are maintained with approved financial institutions, and all certificates of deposit are held at federally insured depository institutions with principal and accrued interest fully secured in accordance with applicable law. To the best of my knowledge and belief, the information contained in this report is true, correct, and complete.

The ending investment balance held in the custody of the Live Oak County Treasurer as of February 28, 2026, totals:


**\$50,467,406.47**


The Commissioners' Court of Live Oak County, Texas, having reviewed the Monthly Investment Report as presented, hereby approves the report and directs that it be filed with the official minutes of this meeting on this day, the 27th day of March 2026.

  
County Treasurer, Kitley C Wasicek


  
County Judge, James Liska

  
County Auditor, Regina Dove

  
Commissioner Richard Lee, Precinct 1

  
Commissioner Randy Kopp, Precinct 2

  
Commissioner Mitchell Williams, Precinct 3

  
Commissioner Lucio Morin, Precinct 4

**Live Oak County, Texas**  
**Monthly Investment Report**  
**Table of Contents**  
**For the Month Ended February 28, 2026**

Section	Description	Page
Schedule of Investments	Detailed Listing of Authorized Investments, Maturity Dates, Cusips, Book and Market Value	1
Investment Activities	Beginning Balances, Deposits, Withdrawals, Interest, Dividends, FMV Changes, Ending Balances	2
Monthly Investment Trend	Historical Investment Balances and Graph	3
Interest Earned Year-to-Date	Monthly and Cumulative Interest Earned by Fund	4

*Schedule of Investments As of February 28, 2026*

INVESTMENT NAME	FDIC	MATURITY DATE	SYMBOL /CUSIP	CPN	BOOK VALUE /QUANTITY	ENDING VALUE PREY MONTH	ENDING MARKET VALUE	ENDING VALUE ON	FULLY ACCRUED INTEREST EARNED
					02.28.2026	01.31.2026	02.28.2026		
<b>AMERIPRISE GENERAL AGENCY #6421</b>									
INVESCO TREASURY PRIVATE CLIENT		N/A	TPFXX	DAILY FX	\$ 16,209,330.46	\$ 16,167,164.14	\$ 16,209,330.46		
CASH EQUIVALENT						\$ -	\$ -		
US TREASURY BANK		01/08/26	912797RH2		\$ 4,082,000.00	\$ -	\$ -		\$ -
US TREASURY BANK		04/30/26	91282CBW0	0.750%	\$ 1,080,000.00	\$ 1,072,580.40	\$ 1,074,686.40		\$ 2,707.46
US TREASURY BANK		07/09/26	912797RF6		\$ 2,079,000.00	\$ 2,046,962.61	\$ 2,052,471.96		
						\$ 19,286,707.15	\$ 19,336,488.82		\$ 2,707.46
<b>AMERIPRISE FARM TO MARKET #9122</b>									
INVESCO TREASURY PRIVATE CLIENT		N/A	TPFXX	DAILY	\$ 784,098.32	\$ 781,915.22	\$ 784,098.32		
CASH EQUIVALENT						\$ -	\$ -		
FLAGSTAR BANK	32541	05/22/26	33847GHG0	5.0000%	\$ 243,000.00	\$ 243,884.52	\$ 243,668.25		\$ 3,262.19
						\$ 1,025,799.74	\$ 1,027,766.57		\$ 3,262.19
<b>AMERIPRISE ROAD &amp; BRIDGE #3439</b>									
INVESCO TREASURY PRIVATE CLIENT		N/A	TPFXX	4.01%	\$ 6,640,475.27	\$ 6,581,760.01	\$ 6,640,475.27		
CASH EQUIVALENT						\$ -	\$ -		
US TREASURY NOTE		05/15/26	91282CHBO	3.625%	\$ 1,021,000.00	\$ 1,020,816.22	\$ 1,020,785.59		\$ 10,837.55
US TREASURY NOTE		01/31/27	912828Z78	1.500%	\$ 2,057,000.00	\$ 2,016,065.70	\$ 2,019,398.04		\$ 2,471.82
US TREASURY NOTE		07/31/27	91282CFB2	2.750%	\$ 2,013,000.00	\$ 1,990,434.27	\$ 1,993,816.11		\$ 4,434.72
						\$ 11,609,076.20	\$ 11,674,475.01		\$ 17,744.09
<b>AMERIPRISE PCT 2 #2343</b>									
INVESCO TREASURY PRIVATE CLIENT		N/A	TPFXX	DAILY FX	\$ 2,119,946.49	\$ 2,214,298.06	\$ 2,119,946.49		
CASH EQUIVALENT						\$ -	\$ -		
BANC OF CALIFORNIA	24045	05/26/26	05890QBP8	4.9500%	\$ 243,000.00	\$ 243,877.23	\$ 243,670.68		\$ 3,229.58
CORNERSTONE BANK OVERLAND PARK	57250	5/26/2026	219236AJ5	4.9000%	\$ 244,000.00	\$ 244,841.80	\$ 244,644.16		\$ 3,210.11
						\$ 2,703,017.09	\$ 2,608,261.33		\$ 6,439.69
<b>AMERIPRISE PCT 3 #5315</b>									
INVESCO TREASURY PRIVATE CLIENT		N/A	TPFXX	3.65%	\$ 1,078,556.92	\$ 766,560.48	\$ 519,549.77		
						\$ 766,560.48	\$ 519,549.77		\$ -
<b>AMERIPRISE PCT 4 #4375</b>									
INVESCO TREASURY PRIVATE CLIENT		N/A	TPFXX	DAILY FX	\$ 2,835,414.99	\$ 2,828,193.80	\$ 2,835,414.99		
CASH EQUIVALENT						\$ -	\$ -		
SANDY SPRING BRANCH ONLEY MD	4865	05/26/26	800364FE6	5.000%	\$ 243,000.00	\$ 243,916.11	\$ 243,699.84		\$ 3,228.91
FIRST NATIONAL BANK DAMARISCOTA ME	4256	05/29/26	32117BGU6	4.9000%	\$ 249,000.00	\$ 249,903.87	\$ 249,727.08		\$ 33.43
						\$ 3,322,013.78	\$ 3,328,841.91		\$ 3,262.34
<b>AMERIPRISE CONSTRUCTION #2765</b>									
INVESCO TREASURY PRIVATE CLIENT		N/A	TPFXX	DAILY FX	\$ 2,151,180.50	\$ 2,133,058.78	\$ 2,151,180.50		
T NOTE US TREASURY NOTE		07/31/26	912828Y95	1.88%	\$ 1,519,000.00	\$ 1,505,997.36	\$ 1,507,911.30		\$ 2,281.65
						\$ 3,639,056.14	\$ 3,659,091.80		\$ 2,281.65
<b>AMERIPRISE PCT 1 #1252</b>									
INVESCO TREASURY PRIVATE CLIENT		N/A	TPFXX	DAILY FX	\$ 1,327,004.24	\$ 1,086,136.37	\$ 789,376.33		
T NOTE US TREASURY NOTE		01/15/26	91282CGE5	3.875%	\$ 500,000.00	\$ -	\$ -		\$ -
						\$ 1,086,136.37	\$ 789,376.33		\$ -
<b>PROSPERITY PRIVATE GEN LD455</b>									
CASH EQUIVALENT						\$ 137,826.20	\$ 163,653.92		
AMERICAN EXPRESS	27471	02/12/27	02589AGH9	4.200%	\$ 250,000.00	\$ 251,007.50	\$ 251,007.50		\$ 517.81
AMERICAN PLUS BANK	58469	02/09/29	02950LCR4	3.8000%	\$ 250,000.00	\$ 249,952.50	\$ 249,837.50		\$ 546.58
BANK OF AMERICA NA	3510	02/12/27	06051XPR7	4.2000%	\$ 250,000.00	\$ 251,007.50	\$ 251,007.50		\$ 517.81
BANK OF CLARKSON	13167	02/16/27	061284AC9	4.2500%	\$ 250,000.00	\$ 251,257.50	\$ 251,255.00		\$ 465.75
BANK OF PERRY CTY	1713	02/09/29	06425KCY3	4.0000%	\$ 250,000.00	\$ 251,377.50	\$ 251,230.00		\$ 575.34
CENTRAL ST BANK	10903	02/01/29	15523REF9	3.8500%	\$ 250,000.00	\$ 250,322.50	\$ 250,182.50		\$ 764.73
CITIZEN STATE BK OF CLAYTON WI	1513	01/31/28	176688CY3	3.7500%	\$ 250,000.00	\$ 249,732.50	\$ 249,625.00		\$ 770.55
CITY NB BANK	17281	01/31/28	178180HH1	3.7500%	\$ 250,000.00	\$ 249,857.50	\$ 249,640.00		\$ 796.23
BAY COMMUNITY BANCORP	34210	12/22/26	203485AC1	1.1500%	\$ 250,000.00	\$ 244,247.50	\$ 244,772.50		\$ 63.01
COMMUNITY FIRST BANK	57511	02/01/28	20368TEP1	3.6000%	\$ 250,000.00	\$ 249,015.00	\$ 248,857.50		\$ 813.70
DART BANK	5033	02/01/28	237412CA7	3.6500%	\$ 250,000.00	\$ 249,377.50	\$ 249,175.00		\$ 775.00
FIRST COMMERCE BANK	34496	04/26/27	31984WCL6	3.5500%	\$ 250,000.00	\$ 249,352.50	\$ 249,382.50		\$ 3,136.64
FIRST NATIONAL BANK AMER FDIC 17438	17438	12/30/26	32110UYU9	1.2500%	\$ 250,000.00	\$ 244,362.50	\$ 244,835.00		\$ 265.41
FRONTEIR BANK	15545	03/07/28	35907XFT9	4.4500%	\$ 250,000.00	\$ 250,132.50	\$ 250,092.50		\$ 701.03
JONESBORO ST BK JONESBORO LA	9325	12/30/26	48040PLG8	1.2000%	\$ 250,000.00	\$ 244,250.00	\$ 244,730.00		\$ 254.79
MI BANK MACKS CREEK	9797	10/19/27	55316CDU7	3.6000%	\$ 250,000.00	\$ 249,295.00	\$ 249,222.50		\$ 4,043.84
MORGAN STANLEY BANK	32992	02/21/27	61690DP44	4.3000%	\$ 250,000.00	\$ 251,257.50	\$ 251,242.50		\$ 530.14
MORGAN STANLEY PRIVATE BANK	34221	01/28/28	61776NS61	3.7000%	\$ 250,000.00	\$ 249,500.00	\$ 249,317.50		\$ 836.30
UBS BANK USA	57565	12/29/26	90348JY95	1.1500%	\$ 250,000.00	\$ 244,155.00	\$ 244,620.00		\$ 252.05
VALLEY BANK	9396	11/19/27	919853QK0	4.0500%	\$ 250,000.00	\$ 251,395.00	\$ 251,200.00		\$ 2,857.19
WESTERN ALLIANCE	57512	04/30/27	95763PEZ4	3.7000%	\$ 250,000.00	\$ 249,750.00	\$ 249,747.50		\$ 3,117.12
						\$ 5,368,431.20	\$ 5,394,633.92		\$ 22,601.02
<b>PROSPERITY PRIVATE PCT #3 LR053</b>									
RJ BANK DEPOSIT PROGRAM		N/A	N/A	1.000%	\$ 28,156.51	\$ 25,091.34	\$ 28,156.51		
AMERICAN COMMERCIAL	3719	09/04/25	02519ADK0	4.200%	\$ 250,000.00	\$ 250,622.50	\$ 250,597.50		\$ 719.18
AMERICAN ST BK	228	06/11/27	029728DF6	4.000%	\$ 200,000.00	\$ 200,614.00	\$ 200,618.00		\$ 372.60
BMW BANK OF NORTH AMERICA	35141	04/12/27	05612LEC2	4.000%	\$ 250,000.00	\$ 250,685.00	\$ 250,637.50		\$ 3,890.41
DMB COMMUNITY BANK	14769	04/14/27	23322G2N6	3.750%	\$ 250,000.00	\$ 249,945.00	\$ 250,017.50		\$ 410.96
FIRST BANK OF THE LAKE	26960	06/14/27	31925YCW0	4.100%	\$ 200,000.00	\$ 200,886.00	\$ 200,874.00		\$ 381.92
FIRST STATE BANK	1218	09/29/27	33651MAT1	3.550%	\$ 250,000.00	\$ 249,062.50	\$ 249,007.50		\$ 778.08
SIMMONS BANK	3890	06/30/26	82869AMU6	3.750%	\$ 200,000.00	\$ 199,960.00	\$ 199,960.00		\$ 1,253.42
TRUXTON	57825	08/28/26	89846HDV2	4.150%	\$ 250,000.00	\$ 250,507.50	\$ 250,407.50		\$ 938.01
UNITED BANKERS BANK	22180	09/30/27	909557LU2	3.450%	\$ 250,000.00	\$ 248,657.50	\$ 248,645.00		\$ 732.53
						\$ 2,126,031.34	\$ 2,128,921.01		\$ 9,477.11
						\$ 33,693,084.95	\$ 50,467,406.47		\$ 67,775.55

*Investment Activities for February 28, 2026*

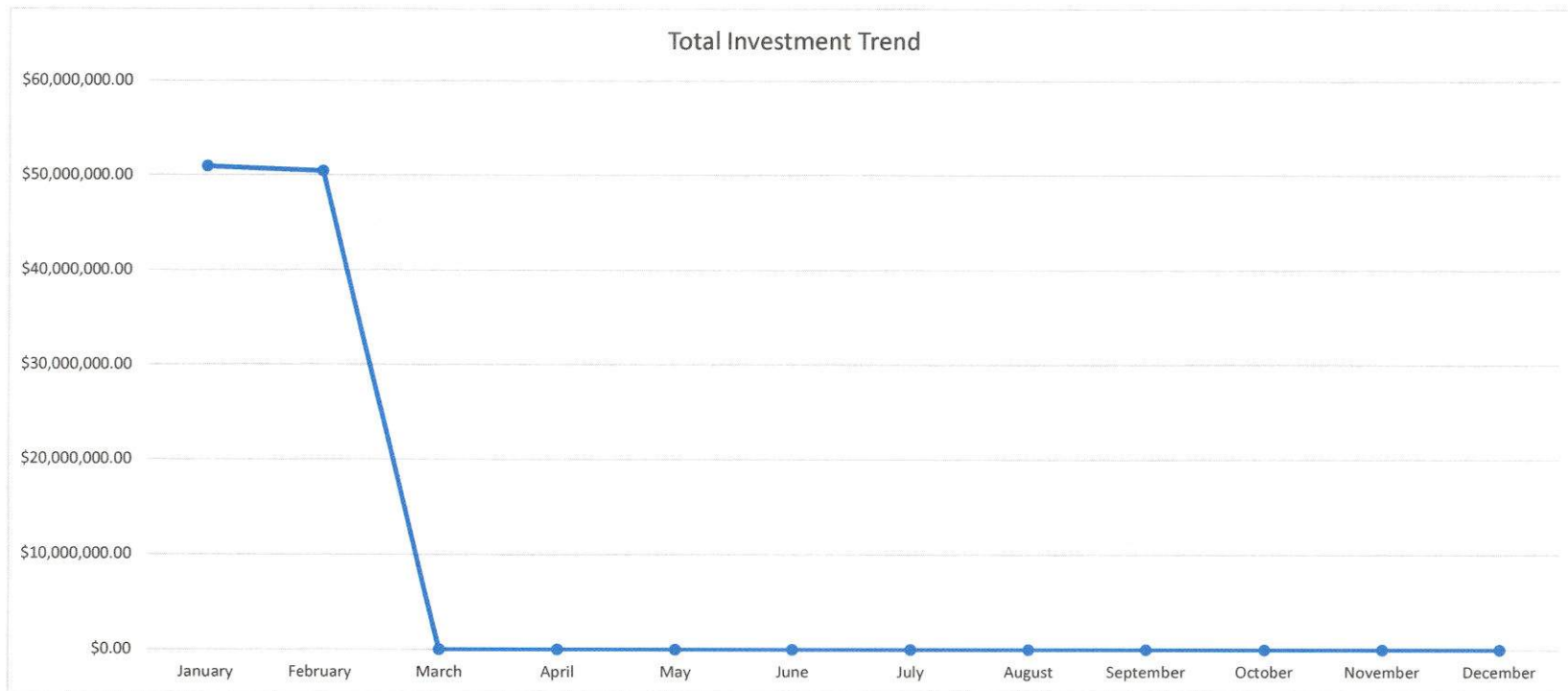
Fund	Account		Beginning Balance	Deposits / Withdrawals	Interest	Dividends	Total Income	Combine Account Income	FMV Change	Combined Accounts FMV	Ending Balance	Combined Account Totals
12	General	Ameriprise 6421	\$ 19,286,707.15	\$ -	\$ -	\$ 42,166.32	\$ 42,166.32		\$ 7,615.35		\$ 19,336,488.82	
		Raymond James LD455	\$ 5,368,431.20		\$ 25,827.72	\$ -	\$ 25,827.72	\$ 67,994.04	\$ 375.00	\$ 7,990.35	\$ 5,394,633.92	\$ 24,731,122.74
29	Farm to Market	Ameriprise 9122	\$ 1,025,799.74	\$ -	\$ -	\$ 2,183.10	\$ 2,183.10		\$ (216.27)		\$ 1,027,766.57	
20	Road & Bridge	Ameriprise 3439	\$ 11,609,076.20	\$ -	\$ 43,106.29	\$ 15,608.97	\$ 58,715.26		\$ 6,683.55		\$ 11,674,475.01	
21	Precinct 1	Ameriprise 1252	\$ 1,086,136.37	\$ (300,000.00)	\$ -	\$ 3,239.96	\$ 3,239.96		\$ -		\$ 789,376.33	
22	Precinct 2	Ameriprise 2343	\$ 2,703,017.09	\$ (100,000.00)	\$ -	\$ 5,648.43	\$ 5,648.43		\$ (404.19)		\$ 2,608,261.33	
23	Precinct 3	Ameriprise 5315	\$ 766,560.48	\$ (250,000.00)	\$ -	\$ 2,989.29	\$ 2,989.29		\$ -		\$ 519,549.77	\$ 3,127,811.10
		Raymond James LR053	\$ 2,126,031.34	\$ -	\$ 3,065.17	\$ -	\$ 3,065.17	\$ 6,054.46	\$ (175.50)	\$ (175.50)	\$ 2,128,921.01	
24	Precinct 4	Ameriprise 4375	\$ 3,322,013.78	\$ -	\$ 969.39	\$ 6,251.80	\$ 7,221.19		\$ (393.06)		\$ 3,328,841.91	
70	Construction	Ameriprise 2765	\$ 3,639,056.14	\$ -	\$ 14,240.63	\$ 3,881.09	\$ 18,121.72		\$ 1,913.94		\$ 3,659,091.80	
<b>TOTAL INVESTMENTS</b>			<b>\$0,932,829.49</b>	<b>(650,000.00)</b>	<b>\$7,209.20</b>	<b>\$1,968.96</b>	<b>169,178.16</b>		<b>15,398.82</b>		<b>50,467,406.47</b>	

Upcoming Withdrawals			March	
12	General	Ameriprise 6421	\$ 19,336,488.82	\$ -
		Raymond James LD455	\$ 5,394,633.92	
29	Farm to Market	Ameriprise 9122	\$ 1,027,766.57	\$ (786,063.38)
20	Road & Bridge	Ameriprise 3439	\$ 11,674,475.01	\$ -
21	Precinct 1	Ameriprise 1252	\$ 789,376.33	\$ (100,000.00)
22	Precinct 2	Ameriprise 2343	\$ 2,608,261.33	\$ -
23	Precinct 3	Ameriprise 5315	\$ 519,549.77	
		Raymond James LR053	\$ 2,128,921.01	\$ -
24	Precinct 4	Ameriprise 4375	\$ 3,328,841.91	\$ -
70	Construction	Ameriprise 2765	\$ 3,659,091.80	

2

Monthly Investment Trend Report as of February 28, 2026

	012 GENL R James	012 GENL Ameriprise	029 FM MKT Ameriprise	020 RD & BR Ameriprise	021 PCT 1 Ameriprise	022 PCT 2 Ameriprise	023 PCT 3 Ameriprise	023 PCT 3 R James	024 PCT 4 Ameriprise	CONSTRUCTIO Ameriprise	
January	\$5,368,431.20	\$19,286,707.15	\$1,025,799.74	\$11,609,076.20	\$1,086,136.37	\$2,703,017.09	\$766,560.48	\$2,126,031.34	\$3,322,013.78	\$3,639,056.14	\$50,932,829.49
February	\$5,394,633.92	\$19,336,488.82	\$1,027,766.57	\$11,674,475.01	\$789,376.33	\$2,608,261.33	\$519,549.77	\$2,128,921.01	\$3,328,841.91	\$3,659,091.80	\$50,467,406.47
March											\$0.00
April											\$0.00
May											\$0.00
June											\$0.00
July											\$0.00
August											\$0.00
September											\$0.00
October											\$0.00
November											\$0.00
December											\$0.00



Live Oak County Investment Interest Earned Year-To-Date as of February 28, 2026

Fund #	Fund Description	TOTAL												
		INTEREST	January	February	March	April	May	June	July	August	September	October	November	December
012	General	\$ 190,203.77	\$ 122,209.73	\$ 67,994.04										
019	Farm to Mkt & Lat	\$ 4,426.02	\$ 2,242.92	\$ 2,183.10										
020	Road & Bridge, Gen'l	\$ 110,515.01	\$ 51,799.75	\$ 58,715.26										
021	R&B, Precinct No. 1	\$ 15,878.28	\$ 12,638.32	\$ 3,239.96										
022	R&B, Precinct No. 2	\$ 29,384.16	\$ 23,735.73	\$ 5,648.43										
023	R&B, Precinct No. 3	\$ 14,625.71	\$ 8,571.25	\$ 6,054.46										
024	R&B, Precinct No. 4	\$ 47,293.21	\$ 40,072.02	\$ 7,221.19										
070	Construction	\$ 48,916.78	\$ 30,795.06	\$ 18,121.72										
	<b>TOTAL INTEREST</b>	<b>\$ 461,242.94</b>	<b>\$ 292,064.78</b>	<b>\$ 169,178.16</b>	\$ -	\$ -	\$ -	\$ -	\$ -	\$ -	\$ -	\$ -	\$ -	\$ -

6