



**Kitley Wasicek  
Live Oak County Treasurer  
Monthly Treasurer's Report  
For the Month Ending May 31, 2025**

Pursuant to LGC 114.026, I, Kitley Wasicek, do hereby submit the Treasurer's Monthly Report. The report includes, but not limited to, money received and disbursed, debts due to (if known) and owed by the County, and all other proceedings in the treasurer's office that pertain to the Financial Standing of Live Oak County, Texas. The bank statements have been reconciled; any adjustments have been noted including any amount that has been identified and reconciled on the individual bank statements.

Therefore, Kitley Wasicek, County Treasurer of Live Oak County, Texas, who being fully sworn upon oath says that the within and foregoing report is true and correct to the best of her knowledge.

Filed with the accompanying reports this, the **14<sup>th</sup> day of July 2025**.


 **7/14/25**  
Kitley C. Wasicek, Treasurer, Live Oak County/ Date

Commissioners' Court having reviewed the Treasurer's Report on this date as presented, having taken reasonable steps to ensure its accuracy and based upon presentations of the Treasurer's Office approve the report, subject to the county auditor's review and request that it be filed with the official minutes of this meeting. (LGC 114.026c)

In addition, the signatures below affirm that the Treasurers' Report complies with statutes as referenced. (LGC 114.026d)

The total amount of cash and investments that are in the custody of the county treasurer at the time of the examination: (LGC 114.026d) **\$68,150,326.38 Month Ending Balance**

County Judge, James Liska




Commissioner Richard Lee, Pct #1



Commissioner Mitchell Williams, Pct #3

  
Regina Dove, County Auditor



Commissioner Randy Koppin Pct #2

Commissioner Lucio Morin, Pct #4

# Treasurer's Monthly Report

Live Oak County, Texas

Prepared by Kitley Wasicek

For the Month Ending May 31, 2025

	<u>Page</u>
Summary of Funds	1
Trial Balance by Fund	2
Interest Received	4
Bond Indebtedness	5
Balance Trends	6
Cummulative Funds by Year	7
Collateral Report	8

Live Oak County, Texas  
Cash and Investments Held by Treasurer Wasicek  
Detailed by Financial Institution  
For the Month Ending May 31, 2025

Fund #	Description	TOTAL	Prosperity Checking/GL Ending Balance	Raymond James Prosperity	Ameriprise Financial	Petty Cash on Hand
012 General		29,885,408.55	8,857,883.61	5,217,637.16	15,799,137.78	10,750.00
012 Sweep Account		20,000.00	20,000.00			
013 Indigent Health Care		544,533.52	544,533.52			
015 Solid Waste Disposal		676,044.75	676,019.75			25.00
016 ARPA Grant		46,016.40	46,016.40			
020 R&B, General		11,726,600.26	602,170.69		11,124,429.57	
021 R&B, Precinct No. 1		2,789,045.28	2,720,912.72		68,132.56	
022 R&B, Precinct No. 2		5,045,294.94	2,648,402.61		2,396,892.33	
023 R&B, Precinct No. 3		3,873,438.09	1,734,108.94	71,827.01	2,067,502.14	
024 R&B, Precinct No. 4		4,271,328.26	963,456.52		3,307,871.74	
028 Special Lateral Road R&B		222,591.27	222,591.27			
029 Farm to Market & Lateral Rd		2,742,413.89	1,213,065.06		1,529,348.83	
032 County Records Mgmt		316,571.41	316,571.41			
033 District Records Mgmt & Preservation		16,958.76	16,958.76			
034 Clerk Tech Fund		8,207.34	8,207.34			
035 JP Tech Fund		102,854.40	102,854.40			
036 Law Library		9,255.83	9,255.83			
038 Pre-Trial Diversion		124,693.12	124,693.12			
039 Courthouse Security		32,189.97	32,189.97			
054 Treasury		21,337.16	21,337.16			
055 Justice		58,512.55	58,512.55			
059 Crimestoppers, Ch 59 State Forfeiture		144,838.40	144,838.40			
060 Interest & Sinking		146,412.75	146,412.75			
070 Construction		4,835,568.32	2,279,011.83		2,556,556.49	
080 LOC Airport		190,211.16	190,211.16			
091 Operating Clearing Acct		300,000.00	300,000.00			
<b>TOTAL CASH &amp; INVESTMENTS</b>		<b>68,150,326.38</b>	<b>24,000,215.77</b>	<b>5,289,464.17</b>	<b>38,849,871.44</b>	<b>10,775.00</b>



LIVE OAK COUNTY  
Treasurer Monthly Report  
From 05/01/2025 to 05/31/2025

	Description	Begin Balance	Debit Less Interest	Credit	Interest	Ending Balance
101 DEPT	PETTY CASH	10,750.00	0.00	0.00	0.00	10,750.00
103 DEPT	CASH ON DEPOSIT	9,460,388.56	2,738,302.15	3,343,254.26	2,447.16	8,857,883.61
115 DEPT	INVESTMENTS	20,970,831.33	86,284.76	86,243.56	45,902.41	21,016,774.94
<b>012 FUND</b>	<b>GENERAL</b>	<b>30,441,969.89</b>	<b>2,824,586.91</b>	<b>3,429,497.82</b>	<b>48,349.57</b>	<b>29,885,408.55</b>
103 DEPT	CASH ON DEPOSIT	557,784.65	13,251.13	26,502.26	0.00	544,533.52
<b>013 FUND</b>	<b>INDIGENT HEALTH CARE FUND</b>	<b>557,784.65</b>	<b>13,251.13</b>	<b>26,502.26</b>	<b>0.00</b>	<b>544,533.52</b>
103 DEPT	CASH ON DEPOSIT	692,422.89	38,564.92	55,112.94	144.88	676,019.75
<b>015 FUND</b>	<b>SOLID WASTE DISPOSAL FUND</b>	<b>692,422.89</b>	<b>38,564.92</b>	<b>55,112.94</b>	<b>144.88</b>	<b>676,019.75</b>
103 DEPT	CASH ON DEPOSIT	126,180.19	80,181.06	160,362.12	17.27	46,016.40
<b>016 FUND</b>	<b>GRANT FUND</b>	<b>126,180.19</b>	<b>80,181.06</b>	<b>160,362.12</b>	<b>17.27</b>	<b>46,016.40</b>
103 DEPT	CASH ON DEPOSIT	589,544.30	24,998.32	12,499.16	127.23	602,170.69
115 DEPT	INVESTMENTS	11,085,598.17	65,711.45	69,340.13	42,460.08	11,124,429.57
<b>020 FUND</b>	<b>ROAD &amp; BRIDGE GENERAL</b>	<b>11,675,142.47</b>	<b>90,709.77</b>	<b>81,839.29</b>	<b>42,587.31</b>	<b>11,726,600.26</b>
103 DEPT	CASH ON DEPOSIT	2,884,007.08	205,139.62	368,830.30	596.32	2,720,912.72
115 DEPT	INVESTMENTS	67,913.31	226.29	226.29	219.25	68,132.56
<b>021 FUND</b>	<b>R&amp;B PRECINCT 1</b>	<b>2,951,920.39</b>	<b>205,365.91</b>	<b>369,056.59</b>	<b>815.57</b>	<b>2,789,045.28</b>
103 DEPT	CASH ON DEPOSIT	3,054,703.84	428,911.71	835,848.58	635.64	2,648,402.61
115 DEPT	INVESTMENTS	2,373,144.65	12,782.36	15,015.44	25,980.76	2,396,892.33
<b>022 FUND</b>	<b>R&amp;B PRECINCT 2</b>	<b>5,427,848.49</b>	<b>441,694.07</b>	<b>850,864.02</b>	<b>26,616.40</b>	<b>5,045,294.94</b>
103 DEPT	CASH ON DEPOSIT	1,944,551.76	229,647.54	440,487.42	397.06	1,734,108.94
115 DEPT	INVESTMENTS	2,135,138.46	6,290.52	8,709.52	6,609.69	2,139,329.15
<b>023 FUND</b>	<b>R&amp;B PRECINCT 3</b>	<b>4,079,690.22</b>	<b>235,938.06</b>	<b>449,196.94</b>	<b>7,006.75</b>	<b>3,873,438.09</b>
103 DEPT	CASH ON DEPOSIT	1,621,395.47	675,585.07	1,333,781.70	257.68	963,456.52
115 DEPT	INVESTMENTS	3,286,017.55	16,820.09	19,007.58	24,041.68	3,307,871.74
<b>024 FUND</b>	<b>R&amp;B PRECINCT 4</b>	<b>4,907,413.02</b>	<b>692,405.16</b>	<b>1,352,789.28</b>	<b>24,299.36</b>	<b>4,271,328.26</b>
103 DEPT	CASH ON DEPOSIT	0.00	0.00	0.00	0.00	0.00
<b>025 FUND</b>	<b>SOLID WASTE DISPOSAL FUND</b>	<b>0.00</b>	<b>0.00</b>	<b>0.00</b>	<b>0.00</b>	<b>0.00</b>
103 DEPT	CASH ON DEPOSIT	222,544.02	0.00	0.00	47.25	222,591.27
<b>028 FUND</b>	<b>SPECIAL LATERAL R&amp;B</b>	<b>222,544.02</b>	<b>0.00</b>	<b>0.00</b>	<b>47.25</b>	<b>222,591.27</b>
103 DEPT	CASH ON DEPOSIT	1,210,637.18	4,340.94	2,170.47	257.41	1,213,065.06
115 DEPT	INVESTMENTS	1,513,236.99	13,051.74	15,255.49	18,315.59	1,529,348.83
<b>029 FUND</b>	<b>FM &amp; LATERAL R&amp;B</b>	<b>2,723,874.17</b>	<b>17,392.68</b>	<b>17,425.96</b>	<b>18,573.00</b>	<b>2,742,413.89</b>
103 DEPT	CASH ON DEPOSIT	312,953.06	11,871.26	8,320.03	67.12	316,571.41
<b>032 FUND</b>	<b>COUNTY, RECORDS MANAGEMENT</b>	<b>312,953.06</b>	<b>11,871.26</b>	<b>8,320.03</b>	<b>67.12</b>	<b>316,571.41</b>
103 DEPT	CASH ON DEPOSIT	16,920.32	1,111.65	1,076.85	3.64	16,958.76
<b>033 FUND</b>	<b>DISTRICT, RECORDS MANAGEMENT</b>	<b>16,920.32</b>	<b>1,111.65</b>	<b>1,076.85</b>	<b>3.64</b>	<b>16,958.76</b>
103 DEPT	CASH ON DEPOSIT	8,180.47	50.26	25.13	1.74	8,207.34
<b>034 FUND</b>	<b>CLERK TECHNOLOGY FUND</b>	<b>8,180.47</b>	<b>50.26</b>	<b>25.13</b>	<b>1.74</b>	<b>8,207.34</b>
103 DEPT	CASH ON DEPOSIT	101,851.53	3,257.72	2,276.65	21.80	102,854.40
<b>035 FUND</b>	<b>JP TECHNOLOGY FUND</b>	<b>101,851.53</b>	<b>3,257.72</b>	<b>2,276.65</b>	<b>21.80</b>	<b>102,854.40</b>
103 DEPT	CASH ON DEPOSIT	8,903.88	700.00	350.00	1.95	9,255.83
<b>036 FUND</b>	<b>LAW LIBRARY</b>	<b>8,903.88</b>	<b>700.00</b>	<b>350.00</b>	<b>1.95</b>	<b>9,255.83</b>





Live Oak County, Texas  
Interest Received for the Month  
For the Month Ending May 31, 2025

Fund #	Description	TOTAL	Prosperity Checking	Ameriprise	Raymond James
012	General	48,349.57	2,447.16	39,470.32	6,432.09
034	Clerk Technology Fund	1.74	1.74		
035	JP Tech Fund	21.80	21.80		
016	ARPA Grant	17.27	17.27		
028	Special Lateral Road	47.25	47.25		
029	Farm to Market & Lateral Rd	18,573.00	257.41	18,315.59	
020	R&B, General	42,587.31	127.23	42,460.08	
021	R&B, Precinct No. 1	815.57	596.32	219.25	
022	R&B, Precinct No. 2	26,616.40	635.64	25,980.76	
023	R&B, Precinct No. 3	7,006.75	397.06	231.14	6,378.55
024	R&B, Precinct No. 4	24,299.36	257.68	24,041.68	
015	Solid Waste Disposal	144.88	144.88		
032	County Records Mgmt	67.12	67.12		
039	Courthouse Security	6.74	6.74		
033	Dist Records Mgmt & Preservation	3.64	3.64		
060	Interest & Sinking	31.00	31.00		
070	Construction	8,848.47	621.57	8,226.90	
080	LOC Airport	40.91	40.91		
038	Pre-Trial Diversion	26.44	26.44		
036	Law Library	1.95	1.95		
054	FES Treasury	4.53	4.53		
055	FES Justice	11.94	11.94		
059	Crimestoppers , Chpt 59 St Forf.	31.04	31.04		
<b>TOTAL INTEREST</b>		<b>177,554.68</b>	<b>5,798.32</b>	<b>158,945.72</b>	<b>12,810.64</b>
				171,756.36	
				177,554.68	

Live Oak County, Texas  
Bond Indebtedness  
May 31, 2025

For General County Purposes:

Certificates of Obligation, Series 2006

Original Debt	8,000,000
---------------	-----------

Interest Rate	4.30%
---------------	-------

Estimated Outstanding Balance as of	May 31, 2025	<b>3,265,750</b>
-------------------------------------	--------------	------------------

The annual requirements for the Certificates of Obligation for years subsequent to May 31, 2025 are as follows:

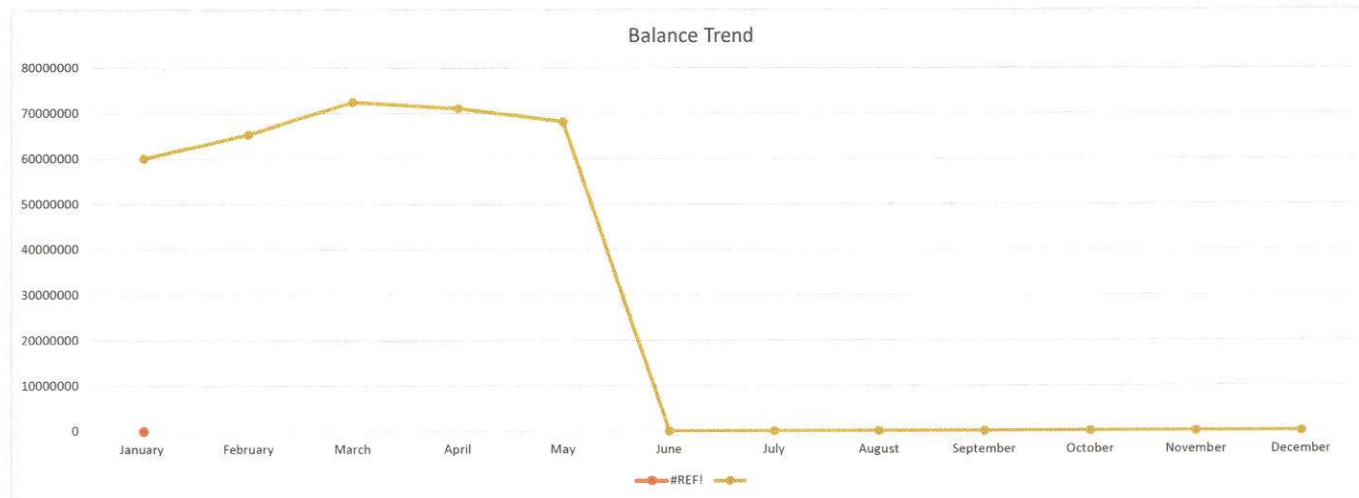
<u>Fiscal Year Ending December 31st</u>	<u>Principal</u>	<u>Interest</u>	<u>Total</u>
2025 August		60,738	60,738
2026 February	420,000	60,738	480,738
2026 August		51,708	51,708
2027 February	440,000	51,708	491,708
2027 August		42,248	42,248
2028 February	460,000	42,248	502,248
2028 August		32,358	32,358
2029 February	480,000	32,358	512,358
2029 August		22,038	22,038
2030 February	500,000	22,038	522,038
2030 August		11,288	11,288
2031 February	525,000	11,288	536,288
2024-2031	2,825,000	440,750	<b>3,265,750</b>



## Monthly Balance Sheet

Balance Trend as of May 31, 2025

Fund	January	February	March	April	May	June	July	August	September	October	November	December
General	012	\$21,097,661.92	\$26,625,001.43	\$31,216,166.42	\$30,441,969.89	\$29,885,408.55						
Sweep		\$20,000.00	\$20,000.00	\$20,000.00	\$20,000.00	\$20,000.00						
IHC	013	\$588,251.40	\$586,953.63	\$561,700.81	\$557,784.65	\$544,533.52						
Clerk Tech Fund	034	\$8,123.43	\$8,140.72	\$8,165.41	\$8,180.47	\$8,207.34						
Solid Waste	015	\$386,534.46	\$369,470.77	\$709,270.15	\$692,422.89	\$676,019.75						
Petty \$			\$25.00	\$25.00	\$25.00	\$25.00						
Grnt	016	\$364,882.81	\$364,952.79	\$336,313.15	\$126,180.19	\$46,016.40						
Special Lateral R & B	028	\$222,408.42	\$222,451.07	\$222,498.30	\$222,544.02	\$222,591.27						
Farm to Market Lateral	029	\$4,096,208.19	\$4,241,594.16	\$2,699,485.83	\$2,723,874.17	\$2,742,413.89						
Road & Bridge Genl	020	\$11,182,365.45	\$11,319,721.69	\$11,546,786.47	\$11,675,142.47	\$11,726,600.26						
R&B Precinct 1	021	\$3,190,292.91	\$2,993,956.54	\$3,272,619.61	\$2,951,920.39	\$2,789,045.28						
R&B Precinct 2	022	\$5,165,235.34	\$5,104,552.45	\$5,521,077.03	\$5,427,848.49	\$5,045,294.94						
R&B Precinct 3	023	\$4,945,404.51	\$4,756,423.55	\$4,144,296.46	\$4,079,690.22	\$3,873,438.09						
R&B Precinct 4	024	\$4,854,679.01	\$4,783,423.58	\$4,978,601.26	\$4,907,413.02	\$4,271,328.26						
JP Tech	035	\$98,781.14	\$100,173.32	\$101,827.14	\$101,851.53	\$102,854.40						
Law Library	036	\$7,184.05	\$7,745.48	\$8,132.10	\$8,903.88	\$9,255.83						
Co Records Mngmt	032	\$304,025.55	\$305,581.11	\$308,932.59	\$312,953.06	\$316,571.41						
CRTHSE SEC	039	\$23,512.42	\$25,552.79	\$27,789.16	\$30,224.09	\$32,189.97						
DIST REC MNGMT	033	\$16,258.01	\$16,744.50	\$16,691.24	\$16,920.32	\$16,958.76						
Pre-Trial Diversion	038	\$120,147.86	\$121,733.12	\$122,061.90	\$123,992.98	\$124,693.12						
Treasury	054	\$21,315.10	\$21,323.72	\$21,328.25	\$21,332.63	\$21,337.16						
Justice	055	\$54,451.27	\$54,473.27	\$53,263.33	\$55,876.65	\$58,512.55						
Crimestropper Ch 59	059	\$50,224.01	\$49,615.99	\$46,891.08	\$146,767.31	\$144,838.40						
I & S	060	-\$188,524.71	-\$51,544.33	\$140,736.25	\$144,591.59	\$146,412.75						
Construction	070	\$2,896,943.82	\$2,772,605.96	\$5,868,703.11	\$5,750,963.17	\$4,835,568.32						
LOC AIRPORT	080	\$211,929.83	\$205,472.42	\$203,973.30	\$199,398.74	\$190,211.16						
OPER	091	\$300,000.00	\$300,000.00	\$300,000.00	\$300,000.00	\$300,000.00						
		\$60,038,296.20	\$65,326,144.73	\$72,457,335.35	\$71,048,771.82	\$68,150,326.38	\$0.00	\$0.00	\$0.00	\$0.00	\$0.00	\$0.00







## Pledge Security Listing

May 31, 2025

ID	CUSIP	Description	Safekeeping Location	Safekeeping Receipt	Coupon	Maturity Date	Call Date	Moody	S&P	Fitch	ASC 320	Face Amount	Current Par	Current Book Value	Market Value	Gain(Loss)
COUNTY OF LIVE OAK																
4948	31418CQH0	FNMA #MA3155	FHLB		3.00	10/01/2032		AAA	AA+	AAA	HTM	45,200,000	5,982,715.84	6,091,643.64	5,723,955.96	(367,687.67)
5509	31418DQ54	FNMA #MA4075	FHLB		2.50	07/01/2035		AAA	AA+	AAA	HTM	10,000,000	3,484,643.70	3,609,790.50	3,220,376.82	(389,413.67)
5530	31418DV25	FNMA #MA4232	FHLB		2.00	01/01/2041		AAA	AA+	AAA	HTM	4,000,000	2,539,665.80	2,615,572.11	2,122,945.88	(492,626.23)
5534	31418DW65	FNMA #MA4268	FHLB		2.00	02/01/2041		AAA	AA+	AAA	HTM	26,700,000	17,322,808.61	17,805,558.42	14,351,631.66	(3,453,926.76)
5546	31418DXH0	FNMA #MA4279	FHLB		2.00	03/01/2036		AAA	AA+	AAA	HTM	2,700,000	1,530,097.59	1,564,317.05	1,375,654.40	(188,662.64)
5557	3140KYCE2	FNMA #BR0968	FHLB		2.00	04/01/2036		AAA	AA+	AAA	HTM	3,300,000	2,028,042.72	2,076,245.49	1,823,349.75	(252,895.74)
5571	31418DZZ8	FNMA #MA4359	FHLB		1.50	06/01/2036		AAA	AA+	AAA	HTM	9,500,000	6,019,367.49	6,064,506.25	5,254,246.77	(810,259.48)
5604	31418D4G4	FNMA #MA4422	FHLB		2.00	09/01/2041		AAA	AA+	AAA	HTM	9,400,000	6,758,198.15	6,924,185.55	5,573,967.87	(1,350,217.68)
<b>Total for COUNTY OF LIVE OAK</b>												<b>110,800,000</b>	<b>45,665,539.90</b>	<b>46,751,819.01</b>	<b>39,446,129.11</b>	<b>(7,305,689.87)</b>