



**Kitley Wasicek
Live Oak County Treasurer
Monthly Treasurer's Report
For the Month Ending March 31, 2025**

Pursuant to LGC 114.026, I, Kitley Wasicek, do hereby submit the Treasurer's Monthly Report. The report includes, but not limited to, money received and disbursed, debts due to (if known) and owed by the County, and all other proceedings in the treasurer's office that pertain to the Financial Standing of Live Oak County, Texas. The bank statements have been reconciled; any adjustments have been noted including any amount that has been identified and reconciled on the individual bank statements.

Therefore, Kitley Wasicek, County Treasurer of Live Oak County, Texas, who being fully sworn upon oath says that the within and foregoing report is true and correct to the best of her knowledge.

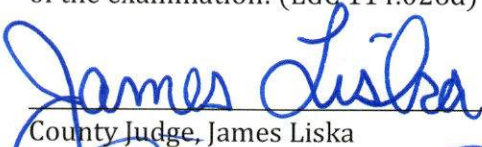
Filed with the accompanying reports this, the **12th day of May 2025**.


 5/12/25
Kitley C. Wasicek, Treasurer, Live Oak County/ Date


Commissioners' Court having reviewed the Treasurer's Report on this date as presented, having taken reasonable steps to ensure its accuracy and based upon presentations of the Treasurer's Office approve the report, subject to the county auditor's review and request that it be filed with the official minutes of this meeting. (LGC 114.026c)

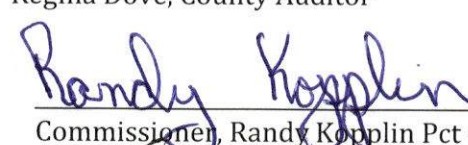
In addition, the signatures below affirm that the Treasurers' Report complies with statutes as referenced. (LGC 114.026d)


The total amount of cash and investments that are in the custody of the county treasurer at the time of the examination: (LGC 114.026d) **\$72,457,335.35 Month Ending Balance**

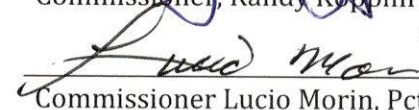

County Judge, James Liska


Regina Dove, County Auditor


Commissioner Richard Lee, Pct #1


Commissioner, Randy Kopplin Pct #2


Commissioner Mitchell Williams, Pct #3


Commissioner Lucio Morin, Pct #4

Treasurer's Monthly Report
Live Oak County, Texas
Prepared by Kitley Wasicek
For the Month Ending March 31, 2025

	<u>Page</u>
Summary of Funds	1
Trial Balance by Fund	2
Interest Received	4
Bond Indebtedness	5
Balance Trends	6
Collateral Report	7

Live Oak County, Texas
Cash and Investments Held by Treasurer Wasicek
Detailed by Financial Institution
For the Month Ending March 31, 2025

Fund #	Description	TOTAL	Prosperity Checking/GL Ending Balance	Raymond James Prosperity	Ameriprise Financial	Petty Cash on Hand
012 General		31,216,166.42	10,320,828.65	5,201,180.54	15,683,407.23	10,750.00
012 Sweep Account		20,000.00	20,000.00			
013 Indigent Health Care		561,700.81	561,700.81			
015 Solid Waste Disposal		709,295.15	709,270.15			25.00
016 ARPA Grant		336,313.15	336,313.15			
020 R&B, General		11,546,786.47	526,899.75		11,019,886.72	
021 R&B, Precinct No. 1		3,272,619.61	3,204,932.59		67,687.02	
022 R&B, Precinct No. 2		5,521,077.03	3,160,477.46		2,360,599.57	
023 R&B, Precinct No. 3		4,144,296.46	2,010,738.52	71,357.31	2,062,200.63	
024 R&B, Precinct No. 4		4,978,601.26	1,709,198.36		3,269,402.90	
028 Special Lateral Road R&B		222,498.30	222,498.30			
029 Farm to Market & Lateral Rd		2,699,485.83	1,199,102.40		1,500,383.43	
032 County Records Mgmt		308,932.59	308,932.59			
033 District Records Mgmt & Preservation		16,691.24	16,691.24			
034 Clerk Tech ;Fund		8,165.41	8,165.41			
035 JP Tech Fund		101,827.14	101,827.14			
036 Law Library		8,132.10	8,132.10			
038 Pre-Trial Diversion		122,061.90	122,061.90			
039 Courthouse Security		27,789.16	27,789.16			
054 Treasury		21,328.25	21,328.25			
055 Justice		53,263.33	53,263.33			
059 Crimestoppers, Ch 59 State Forfeiture		46,891.08	46,891.08			
060 Interest & Sinking		140,736.25	140,736.25			
070 Construction		5,868,703.11	3,328,864.78		2,539,838.33	
080 LOC Airport		203,973.30	203,973.30			
091 Operating Clearing Acct		300,000.00	300,000.00			
TOTAL CASH & INVESTMENTS		72,457,335.35	28,670,616.67	5,272,537.85	38,503,405.83	10,775.00

LIVE OAK COUNTY
Treasurer Monthly Report
From 03/01/2025 to 03/31/2025

	Description	Begin Balance	Debit Less Interest	Credit	Interest	Ending Balance
101 DEPT	PETTY CASH	10,750.00	0.00	0.00	0.00	10,750.00
103 DEPT	CASH ON DEPOSIT	5,797,059.04	14,147,170.40	9,626,049.05	2,648.26	10,320,828.65
115 DEPT	INVESTMENTS	20,817,192.39	24,460.70	0.00	42,934.68	20,884,587.77
012 FUND	GENERAL	26,625,001.43	14,171,631.10	9,626,049.05	✓45,582.94	31,216,166.42✓
103 DEPT	CASH ON DEPOSIT	586,953.63	25,252.82	50,505.64	0.00	561,700.81
013 FUND	INDIGENT HEALTH CARE FUND	586,953.63	25,252.82	50,505.64	0.00	561,700.81✓
103 DEPT	CASH ON DEPOSIT	369,470.77	385,062.35	45,392.62	129.65	709,270.15
015 FUND	SOLID WASTE DISPOSAL FUND	369,470.77	385,062.35	45,392.62	✓129.65	709,270.15✓
103 DEPT	CASH ON DEPOSIT	364,952.79	28,712.80	57,425.60	73.16	336,313.15
016 FUND	GRANT FUND	364,952.79	28,712.80	57,425.60	✓73.16	336,313.15✓
103 DEPT	CASH ON DEPOSIT	323,322.60	410,582.28	207,101.64	96.51	526,899.75
115 DEPT	INVESTMENTS	10,996,399.09	1,126.45	0.00	22,361.18	11,019,886.72
020 FUND	ROAD & BRIDGE GENERAL	11,319,721.69	411,708.73	207,101.64	✓22,457.69	11,546,786.47✓
103 DEPT	CASH ON DEPOSIT	2,926,474.76	896,657.11	618,884.71	685.43	3,204,932.59
115 DEPT	INVESTMENTS	67,481.78	0.00	0.00	205.24	67,687.02
021 FUND	R&B PRECINCT 1	2,993,956.54	896,657.11	618,884.71	✓890.67	3,272,619.61✓
103 DEPT	CASH ON DEPOSIT	2,747,571.11	656,568.85	244,313.95	651.45	3,160,477.46
115 DEPT	INVESTMENTS	2,356,981.34	1,006.83	0.00	2,611.40	2,360,599.57
022 FUND	R&B PRECINCT 2	5,104,552.45	657,575.68	244,313.95	✓3,262.85	5,521,077.03✓
103 DEPT	CASH ON DEPOSIT	2,658,020.74	1,583,943.87	2,231,805.05	578.96	2,010,738.52
115 DEPT	INVESTMENTS	2,098,402.81	745.50	0.00	34,409.63	2,133,557.94
023 FUND	R&B PRECINCT 3	4,756,423.55	1,584,689.37	2,231,805.05	✓34,988.59	4,144,296.46✓
103 DEPT	CASH ON DEPOSIT	1,521,348.82	425,998.42	238,505.07	356.19	1,709,198.36
115 DEPT	INVESTMENTS	3,262,074.76	980.06	0.01	6,348.09	3,269,402.90
024 FUND	R&B PRECINCT 4	4,783,423.58	426,978.48	238,505.08	✓6,704.28	4,978,601.26✓
103 DEPT	CASH ON DEPOSIT	0.00	0.00	0.00	0.00	0.00
025 FUND	SOLID WASTE DISPOSAL FUND	0.00	0.00	0.00	0.00	0.00
103 DEPT	CASH ON DEPOSIT	222,451.07	0.00	0.00	47.23	222,498.30
028 FUND	SPECIAL LATERAL R&B	222,451.07	0.00	0.00	✓47.23	222,498.30✓
103 DEPT	CASH ON DEPOSIT	537,645.52	4,329,572.06	3,668,350.22	235.04	1,199,102.40
115 DEPT	INVESTMENTS	3,703,948.64	897.08	2,212,084.12	7,621.83	1,500,383.43
029 FUND	FM & LATERAL R&B	4,241,594.16	4,330,469.14	5,880,434.34	✓7,856.87	2,699,485.83✓
103 DEPT	CASH ON DEPOSIT	305,581.11	11,671.23	8,384.91	65.16	308,932.59
032 FUND	COUNTY, RECORDS MANAGEMENT	305,581.11	11,671.23	8,384.91	✓65.16	308,932.59✓
103 DEPT	CASH ON DEPOSIT	16,744.50	1,131.18	1,188.00	3.56	16,691.24
033 FUND	DISTRICT, RECORDS MANAGEMENT	16,744.50	1,131.18	1,188.00	✓3.56	16,691.24✓
103 DEPT	CASH ON DEPOSIT	8,140.72	45.78	22.89	1.80	8,165.41
034 FUND	CLERK TECHNOLOGY FUND	8,140.72	45.78	22.89	✓1.80	✓8,165.41
103 DEPT	CASH ON DEPOSIT	100,173.32	3,264.68	1,632.34	21.48	101,827.14
035 FUND	JP TECHNOLOGY FUND	100,173.32	3,264.68	1,632.34	✓21.48	101,827.14✓
103 DEPT	CASH ON DEPOSIT	7,745.48	770.00	385.00	1.62	8,132.10
036 FUND	LAW LIBRARY	7,745.48	770.00	385.00	✓1.62	8,132.10✓

LIVE OAK COUNTY
Treasurer Monthly Report
From 03/01/2025 to 03/31/2025

Description		Begin Balance	Debit Less Interest	Credit	Interest	Ending Balance
103 DEPT	CASH ON DEPOSIT	121,733.12	605.80	302.90	25.88	122,061.90
038 FUND	PRETRIAL DIVERSION/INTERVENTION	121,733.12	605.80	302.90	✓25.88	122,061.90✓
103 DEPT	CASH ON DEPOSIT	25,552.79	4,521.69	2,291.04	5.72	27,789.16
039 FUND	COURTHOUSE SECURITY	25,552.79	4,521.69	2,291.04	✓5.72	27,789.16✓
103 DEPT	CASH ON DEPOSIT	21,323.72	0.00	0.00	4.53	21,328.25
054 FUND	FES-TREASURY	21,323.72	0.00	0.00	4.53	21,328.25✓
103 DEPT	CASH ON DEPOSIT	54,473.27	3,664.50	4,886.00	11.56	53,263.33
055 FUND	FES-JUSTICE	54,473.27	3,664.50	4,886.00	11.56	53,263.33✓
103 DEPT	CASH & CASH EQUIVALENT	49,615.99	2,735.37	5,470.74	10.46	46,891.08
059 FUND	CRIMESTOPPERS, CHPT 59 ST FORF	49,615.99	2,735.37	5,470.74	10.46	46,891.08✓
103 DEPT	CASH ON DEPOSIT	-51,544.33	384,501.96	192,250.98	29.60	140,736.25
060 FUND	INTEREST & SINKING	-51,544.33	384,501.96	192,250.98	✓29.60	140,736.25✓
103 DEPT	CASH ON DEPOSIT	240,468.72	3,724,247.68	636,371.52	519.90	3,328,864.78
115 DEPT	INVESTMENTS	2,532,137.24	212,123.84	212,123.84	7,701.09	2,539,838.33
070 FUND	CONSTRUCTION	2,772,605.96	3,936,371.52	848,495.36	✓8,220.99	5,868,703.11✓
103 DEPT	CASH ON DEPOSIT	205,472.42	9,232.80	10,775.58	43.66	203,973.30
080 FUND	AIRPORT	205,472.42	9,232.80	10,775.58	✓43.66	203,973.30✓
103 DEPT	CASH ON DEPOSIT	0.00	0.00	0.00	0.00	0.00
090 FUND	PAYROLL CLEARING	0.00	0.00	0.00	0.00	0.00
103 DEPT	CASH ON DEPOSIT	300,000.00	0.00	0.00	0.00	300,000.00
091 FUND	OPERATING/CLEARING	300,000.00	0.00	0.00	0.00	300,000.00✓
GRAND TOTAL		65,306,119.73	27,277,254.09	20,276,503.42	✓130,439.95	72,437,310.35

SURP
Sweid work + 20,000
25

✓\$72,457,335.35

Live Oak County, Texas
Interest Received for the Month
For the Month Ending March 31, 2025

Fund #	Description	TOTAL	Prosperity Checking	Ameriprise	Raymond James
012	General	45,582.94	2,648.26	36,916.77	6,017.91
034	Clerk Technology Fund	1.80	1.80		
035	JP Tech Fund	21.48	21.48		
016	ARPA Grant	73.16	73.16		
028	Special Lateral Road	47.23	47.23		
029	Farm to Market & Lateral Rd	7,856.87	235.04	7,621.83	
020	R&B, General	22,457.69	96.51	22,361.18	
021	R&B, Precinct No. 1	890.67	685.43	205.24	
022	R&B, Precinct No. 2	3,262.85	651.45	2,611.40	
023	R&B, Precinct No. 3	34,988.59	578.96	34,193.27	216.36
024	R&B, Precinct No. 4	6,704.28	356.19	6,348.09	
015	Solid Waste Disposal	129.65	129.65		
032	County Records Mgmt	65.16	65.16		
039	Courthouse Security	5.72	5.72		
033	Dist Records Mgmt & Preservation	3.56	3.56		
060	Interest & Sinking	29.60	29.60		
070	Construction	8,220.99	519.90	7,701.09	
080	LOC Airport	43.66	43.66		
038	Pre-Trial Diversion	25.88	25.88		
036	Law Library	1.62	1.62		
054	FES Treasury	4.53	4.53		
055	FES Justice	11.56	11.56		
059	Crimestoppers , Chpt 59 St Forf.	10.46	10.46		
TOTAL INTEREST		130,439.95	6,220.26	117,958.87	6,234.27
				124,193.14	

Live Oak County, Texas
Bond Indebtedness
March 31, 2025

For General County Purposes:

Certificates of Obligation, Series 2006

Original Debt 8,000,000

Interest Rate 4.30%

Estimated Outstanding Balance as of March 31, 2025 3,265,750

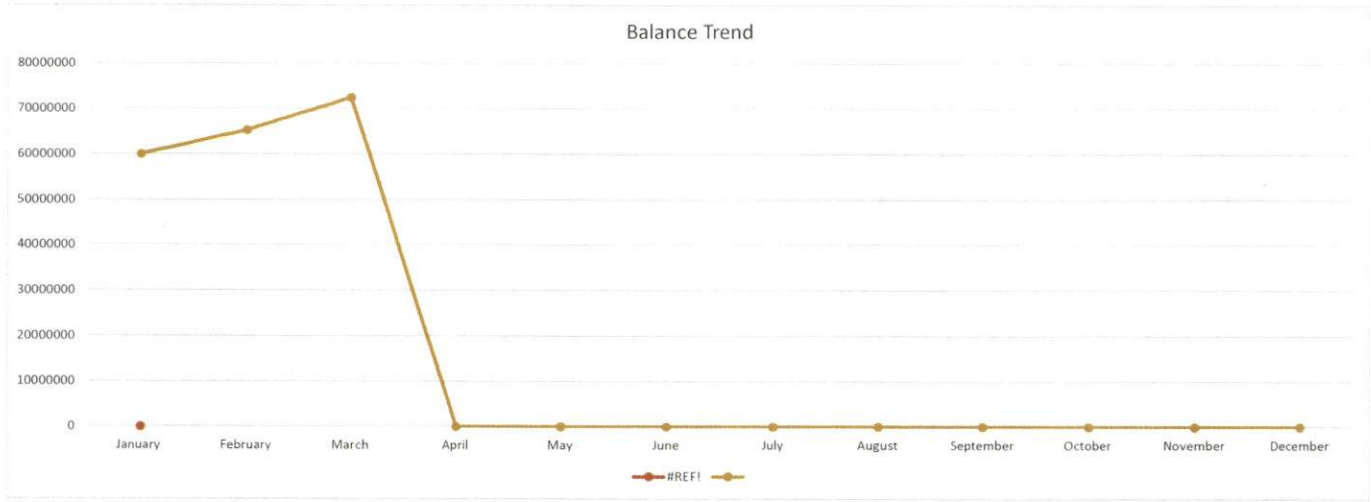
The annual requirements for the Certificates of Obligation for years subsequent
to March 31, 2025 are as follows:

<u>Fiscal Year Ending December 31st</u>	<u>Principal</u>	<u>Interest</u>	<u>Total</u>
2025 August		60,738	60,738
2026 February	420,000	60,738	480,738
2026 August		51,708	51,708
2027 February	440,000	51,708	491,708
2027 August		42,248	42,248
2028 February	460,000	42,248	502,248
2028 August		32,358	32,358
2029 February	480,000	32,358	512,358
2029 August		22,038	22,038
2030 February	500,000	22,038	522,038
2030 August		11,288	11,288
2031 February	525,000	11,288	536,288
 2024-2031	 2,825,000	 440,750	 3,265,750

Monthly Balance Sheet

Balance Trend as of March 31, 2025

	Fund	January	February	March	April	May	June	July	August	September	October	November	December
General	012	\$21,097,661.92	\$26,625,001.43	\$31,216,166.42									
Sweep		\$20,000.00	\$20,000.00	\$20,000.00									
IHC	013	\$588,251.40	\$586,953.63	\$561,700.81									
Clerk Tech Fund	034	\$8,123.43	\$8,140.72	\$8,165.41									
Solid Waste	015	\$386,534.46	\$369,470.77	\$709,270.15									
Petty \$			\$25.00	\$25.00									
Grnt	016	\$364,882.81	\$364,952.79	\$336,313.15									
Special Lateral R & B	028	\$222,408.42	\$222,451.07	\$222,498.30									
Farm to Market Lateral	029	\$4,096,208.19	\$4,241,594.16	\$2,699,485.83									
Road & Bridge Genl	020	\$11,182,365.45	\$11,319,721.69	\$11,546,786.47									
R&B Precinct 1	021	\$3,190,292.91	\$2,993,956.54	\$3,272,619.61									
R&B Precinct 2	022	\$5,165,235.34	\$5,104,552.45	\$5,521,077.03									
R&B Precinct 3	023	\$4,945,404.51	\$4,756,423.55	\$4,144,296.46									
R&B Precinct 4	024	\$4,854,679.01	\$4,783,423.58	\$4,978,601.26									
JP Tech	035	\$98,781.14	\$100,173.32	\$101,827.14									
Law Library	036	\$7,184.05	\$7,745.48	\$8,132.10									
Co Records Mngmt	032	\$304,025.55	\$305,581.11	\$308,932.59									
CRTHSE SEC	039	\$23,512.42	\$25,552.79	\$27,789.16									
DIST REC MNGMT	033	\$16,258.01	\$16,744.50	\$16,691.24									
Pre-Trial Diversion	038	\$120,147.86	\$121,733.12	\$122,061.90									
Treasury	054	\$21,315.10	\$21,323.72	\$21,328.25									
Justice	055	\$54,451.27	\$54,473.27	\$53,263.33									
Crimestropper Ch 59	059	\$50,224.01	\$49,615.99	\$46,891.08									
I & S	060	-\$188,524.71	-\$51,544.33	\$140,736.25									
Construction	070	\$2,896,943.82	\$2,772,605.96	\$5,868,703.11									
LOC AIRPORT	080	\$211,929.83	\$205,472.42	\$203,973.30									
OPER	091	\$300,000.00	\$300,000.00	\$300,000.00									
		\$60,038,296.20	\$65,326,144.73	\$72,457,335.35	\$0.00	\$0.00	\$0.00	\$0.00	\$0.00	\$0.00	\$0.00	\$0.00	\$0.00



Pledge Security Listing

March 31, 2025

ID	CUSIP	Description	Safekeeping Location	Safekeeping Receipt	Coupon	Maturity Date	Call Date	Moody	S&P	Fitch	ASC 320	Face Amount	Current Par	Current Book Value	Market Value	Gain(Loss)
COUNTY OF LIVE OAK																
4225	3138WEFF1	FNMA #A54665	FHLB		2.50	03/01/2030		AAA	AA+	AAA	HTM	14,422,841	1,345,095.50	1,355,625.33	1,299,470.17	(56,155.16)
4893	3128MMV2	FHLMC #G18627	FHLB		3.00	01/01/2032		AAA	AA+	AAA	HTM	6,100,000	969,676.86	984,685.54	926,660.89	(58,024.65)
4947	3128MMWQ2	FHLMC #G18654	FHLB		2.50	08/01/2032		AAA	AA+	AAA	HTM	12,600,000	1,891,621.62	1,904,558.20	1,796,415.47	(108,142.73)
4948	31418CQH0	FNMA #MA3155	FHLB		3.00	10/01/2032		AAA	AA+	AAA	HTM	45,200,000	6,208,215.03	6,323,653.49	5,990,692.58	(332,960.91)
5509	31418DQ54	FNMA #MA4075	FHLB		2.50	07/01/2035		AAA	AA+	AAA	HTM	10,000,000	3,578,308.10	3,708,577.72	3,334,742.51	(373,835.21)
5530	31418DV25	FNMA #MA4232	FHLB		2.00	01/01/2041		AAA	AA+	AAA	HTM	4,000,000	2,579,896.88	2,657,696.68	2,225,242.58	(432,454.10)
5534	31418DW65	FNMA #MA4268	FHLB		2.00	02/01/2041		AAA	AA+	AAA	HTM	26,700,000	17,580,838.48	18,075,279.04	15,026,614.27	(3,048,664.77)
5546	31418DXH0	FNMA #MA4279	FHLB		2.00	03/01/2036		AAA	AA+	AAA	HTM	2,700,000	1,565,690.99	1,601,156.57	1,414,287.26	(186,869.31)
5552	3132D6AB6	FR #SB8102	FHLB		1.50	05/01/2036		AAA	AA+	AAA	HTM	2,200,000	1,384,295.55	1,397,004.64	1,212,846.68	(184,157.95)
5557	3140KYCE2	FNMA #BR0968	FHLB		2.00	04/01/2036		AAA	AA+	AAA	HTM	3,300,000	2,087,698.34	2,138,024.15	1,885,810.14	(252,214.01)
5571	31418DZ28	FNMA #MA4359	FHLB		1.50	06/01/2036		AAA	AA+	AAA	HTM	9,500,000	6,152,627.88	6,199,385.17	5,390,457.50	(808,927.66)
5603	3133KYVS5	FR #RB5125	FHLB		2.00	09/01/2041		AAA	AA+	AAA	HTM	1,700,000	1,252,826.49	1,281,474.16	1,066,115.34	(215,358.82)
5604	31418D4G4	FNMA #MA4422	FHLB		2.00	09/01/2041		AAA	AA+	AAA	HTM	9,400,000	6,866,810.26	7,036,924.57	5,843,628.00	(1,193,296.57)
5609	31418D5F5	FNMA #MA4445	FHLB		1.50	10/01/2041		AAA	AA+	AAA	HTM	1,600,000	1,229,675.86	1,236,720.39	1,012,602.95	(224,117.44)
Total for COUNTY OF LIVE OAK												149,422,841	54,693,277.84	55,900,765.65	48,425,586.34	(7,475,179.29)