




Kitley Wasicek
Live Oak County Treasurer
Investment Report
For the Month Ending January 1, 2025

I, Kitley Wasicek, Live Oak County Treasurer and Investment Officer do hereby submit the Quarterly Investment Report. The investment statements are reconciled monthly.

All investments are in compliance with both the Public Funds Investment Act and the Live Oak County Investment Policy. The investment strategy is passive, which maintains a liquid cash flow and safety of the investment as priorities. Prosperity Private Investments and Ameriprise follow the directive that all certificates of deposit shall be at a federally insured depository institution and the full amount of the principal and accrued interest is insured by the United States.

Therefore, Kitley Wasicek, County Treasurer of Live Oak County, Texas, who being fully sworn, upon oath says that the within and foregoing report is true and correct to the best of her knowledge.


Filed with the accompanying reports this, the 24th day of February 2025.

 2.24.25
Kitley C. Wasicek, Treasurer, Live Oak County/ Date

Commissioners' Court having reviewed the Investment Quarterly Report as presented, hereby approve the report and request that it be filed with the official minutes of this meeting.


The ending quarterly balance of investments that are in the custody of the county treasurer equals:
\$45,661,073.54



County Judge, James Liska


Commissioner Richard Lee, Pct #1


Commissioner Mitchell Williams, Pct #3


County Auditor, Regina Dove


Commissioner Randy Kopplin, Pct #2


Commissioner Lucio Morin, Pct #4

Investment Report
Live Oak County, Texas
Prepared by Kitley Wasicek
For the Quarter Ending January 31, 2025

	<u>Page</u>
Summary of Funds	1
Individual Investment Breakdown	2
Interest Received	3
Investments Held Display	4
Trend	5
Recon Summary Sheet	6
Cummulative Interest Report	7

JAN

JE TOTALS

			Beginning Debit Balance 01.01.2025	WITHDRAWAL	Interest	Fees	Additions/ Dividends	FMV change DR+/CR- Adjust	Ending Balance 01.31.2025	INTEREST	ADD/WDRWL	INT/DIV INCOME	FMV
12	GENL	R James LD455	5,157,667.65		9,252.05	\$0.00	0.00	(8,532.50)	5,158,387.20		RJF	9,252.05	
12	GENL	Ameriprise 6421	15,531,220.36	0.00	0.00	\$0.00	42,423.87	6,415.00	15,580,059.23		AMPR	42,423.87	
		012 Total	20,688,888.01	0.00	9,252.05	\$0.00	42,423.87	(2,117.50)	20,738,446.43	9,252.05	42,423.87	51,675.92	(2,117.50)
29	FM.MKT	Ameriprise 9122	3,688,083.59		1,015.45	\$0.00	7,698.79	(1,476.22)			AMPR	8,714.24	
		019 Total	3,688,083.59		1,015.45	\$0.00	7,698.79	(1,476.22)	3,695,321.61	1,015.45	7,698.79	8,714.24	(1,476.22)
20	RD & BR GENL	Ameriprise 3439	10,910,267.41		25,168.71	\$0.00	19,077.00	(345.62)	10,954,167.50		AMPR	44,245.71	
		0202 Total	10,910,267.41		25,168.71	0.00	19,077.00	(345.62)	10,954,167.50	25,168.71	19,077.00	44,245.71	(345.62)
21	PCT 1	Ameriprise 1252	67,018.15	0.00	0.00	\$0.00	235.88	0.00	67,254.03		AMPR	235.88	
		Total	67,018.15		0.00	\$0.00	235.88	0.00	67,254.03	0.00	235.88	235.88	0.00
									67,254.03				
22	PCT 2	Ameriprise 2343	2,352,466.61	0.00	0.00	\$0.00	3,001.27	(1,478.66)	2,353,989.22		AMPR	3,001.27	
		022 Total	2,352,466.61		0.00	\$0.00	3,001.27	(1,478.66)	2,353,989.22	0.00	3,001.27	3,001.27	(1,478.66)
									2,353,989.22				
23	PCT 3	R James LR053	2,001,917.84		1,655.02	\$0.00	0.00	(1,145.00)	2,002,427.86		RJF	1,655.02	
		Ameriprise 5315	70,652.18	0.00	0.00	\$0.00	248.67	0.00	70,900.85		AMPR	248.67	
		023 Total	2,072,570.02		1,655.02	0.00	248.67	(1,145.00)	2,073,328.71	1,655.02	248.67	1,903.69	(1,145.00)
									2,073,328.71				
24	PCT 4	Ameriprise 4375	3,348,901.08	(100,000.00)	1,036.26	\$0.00	6,486.20	(1,448.90)	3,254,974.64		AMPR	7,522.46	
		024 Total	3,348,901.08		1,036.26	\$0.00	6,486.20	(1,448.90)	3,254,974.64	1,036.26	6,486.20	7,522.46	(1,448.90)
CONST		Ameriprise 2765	2,514,740.57	0.00	0.00	\$0.00	8,850.83	0.00	2,523,591.40				
		Total	2,514,740.57	0.00	0.00	\$0.00	8,850.83	0.00	2,523,591.40		AMPR	8,850.83	
										0.00	8,850.83	8,850.83	0.00
										38,127.49	79,171.68	126,150.00	(8,011.90)
												TTL INT/DIV	TTL FMV +/-
Total			45,709,953.59		38,127.49	0.00	88,258.39	(8,011.90)	45,661,073.54				

0.00

Live Oak County, Texas
Investment Interest Receipted
For the Quarter Ending January 31, 2025

			December	
			Raymond James Prosperity Private Investments	Ameriprise
Fund #	Fund Description	TOTAL INTEREST		
012	General	51,675.92	\$ 9,252.05	\$ 42,423.87
019	Farm to APRket & Lateral Rd	8,714.24	\$ -	\$ 8,714.24
020	Road & Bridge, Gen'l	44,245.71	\$ -	\$ 44,245.71
021	R&B, Precinct No. 1	235.88		\$ 235.88
022	R&B, Precinct No. 2	3,001.27	\$ -	\$ 3,001.27
023	R&B, Precinct No. 3	1,903.69	\$ 1,655.02	\$ 248.67
024	R&B, Precinct No. 4	7,522.46		\$ 7,522.46
070	Courthouse Construction Account	8,850.83		\$ 8,850.83
TOTAL INTEREST		126,150.00	\$ 10,907.07	\$ 115,242.93

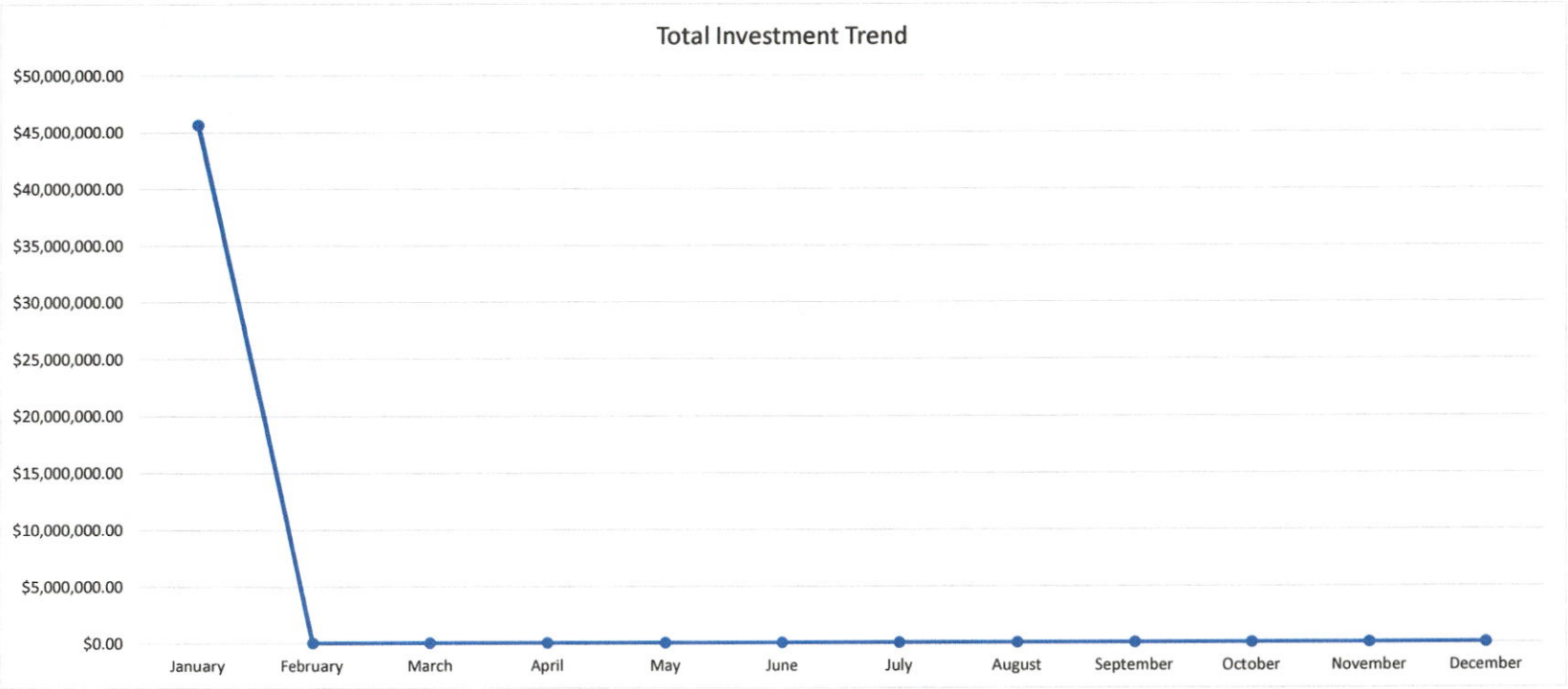
Live Oak County, Texas
Investments Held by Treasurer Wasicek
Detailed by Financial Institution
For the Quarter Ending January 31, 2025

Fund #	Fund Description	TOTAL	Raymond James Prosperity Private Investments		Ameriprise
012 General		\$ 20,738,446.43	\$ 5,158,387.20	\$	15,580,059.23
020 Road and Bridge, General		\$ 10,954,167.50	\$ -	\$	10,954,167.50
021 R&B, Precinct No. 1		\$ 67,254.03		\$	67,254.03
022 R&B, Precinct No. 2		\$ 2,353,989.22		\$	2,353,989.22
023 R&B, Precinct No. 3		\$ 2,073,328.71	\$ 70,900.85	\$	2,002,427.86
024 R&B, Precinct No. 4		\$ 3,254,974.64	\$ -	\$	3,254,974.64
029 Farm to Market & Lateral Rd		\$ 3,695,321.61	\$ -	\$	3,695,321.61
070 Courthouse Construction Account		\$ 2,523,591.40	\$ -	\$	2,523,591.40
TOTAL INVESTMENTS		\$ 45,661,073.54	\$ 5,229,288.05	\$	40,431,785.49

MONTHLY INVESTMENT REPORT

Investment Trend as of January 31, 2025

	012 GENL R James	012 GENL Ameriprise	029 FM MKT Ameriprise	020 RD & BR Ameriprise	021 PCT 1 Ameriprise	022 PCT 2 Ameriprise	023 PCT 3 R James	023 PCT 3 Ameriprise	024 PCT 4 Ameriprise	CONSTRUCTION Ameriprise	
January	\$5,158,387.20	\$15,580,059.23	\$3,695,321.61	\$10,954,167.50	\$67,254.03	\$2,353,989.22	\$70,900.85	\$2,002,427.86	\$3,254,974.64	\$2,523,591.40	\$45,661,073.54
February											\$0.00
March											\$0.00
April											\$0.00
May											\$0.00
June											\$0.00
July											\$0.00
August											\$0.00
September											\$0.00
October											\$0.00
November											\$0.00
December											\$0.00



01.31.2025

Balace of Statement Summary Sheets

RAYMOND JAMES	LD455	General	\$ 5,158,387.20	
RAYMOND JAMES	LR053	Pct 3	\$ 2,002,427.86	
			\$ 7,160,815.06 RAYMOND JAMES	
AMERIPRISE	4375	Pct 4	\$ 3,254,974.64	
	9122	Fm to Mkt	\$ 3,695,321.61	
	1252	Pct 1	\$ 67,254.03	
	2765	Construction	\$ 2,523,591.40	
	2343	Pct 2	\$ 2,353,989.22	
	3439	Rd & Br	\$ 10,954,167.50	
	5315	Pct 3	\$ 70,900.85	
	6421	General	\$ 15,580,059.23	
	1026	Historical Commission	\$ 32,582.63	
	9722	Historical Research Grant	\$ 3,149.79	
			\$ 38,535,990.90 AMERIPRISE	
			\$ 45,696,805.96 TOTAL MATCHING SUMMARY STMTS	
			\$ (32,582.63) LESS HISTORICAL COMM CD	
			\$ (3,149.79) LESS HISTORICAL RESEARCH GRANT	
			\$ 45,661,073.54 TOTAL MATCHING INVEST BRKDN	

Live Oak County, Texas
Investment Interest Received
Interest To Date

Fund #	Fund Description	TOTAL INTEREST		January	February	March	April	May	June	July	August	September	October	November	December
012	General	\$	51,675.92	\$	51,675.92										
019	Farm to Mkt & Lat Rd	\$	8,714.24	\$	8,714.24										
020	Road & Bridge, Gen'l	\$	44,245.71	\$	44,245.71										
021	R&B, Precinct No. 1	\$	235.88	\$	235.88										
022	R&B, Precinct No. 2	\$	3,001.27	\$	3,001.27										
023	R&B, Precinct No. 3	\$	1,903.69	\$	1,903.69										
024	R&B, Precinct No. 4	\$	7,522.46	\$	7,522.46										
070	Construction	\$	8,850.83	\$	8,850.83										
	TOTAL INTEREST	\$	126,150.00	\$	126,150.00										