




**Kitley Wasicek
Live Oak County Treasurer
Monthly Treasurer's Report
For the Month Ending February 28, 2025**

Pursuant to LGC 114.026, I, Kitley Wasicek, do hereby submit the Treasurer's Monthly Report. The report includes, but not limited to, money received and disbursed, debts due to (if known) and owed by the County, and all other proceedings in the treasurer's office that pertain to the Financial Standing of Live Oak County, Texas. The bank statements have been reconciled; any adjustments have been noted including any amount that has been identified and reconciled on the individual bank statements.

Therefore, Kitley Wasicek, County Treasurer of Live Oak County, Texas, who being fully sworn upon oath says that the within and foregoing report is true and correct to the best of her knowledge.


Filed with the accompanying reports this, the **28th day of March 2025**.

 3/28/25
Kitley C. Wasicek, Treasurer, Live Oak County/ Date


Commissioners' Court having reviewed the Treasurer's Report on this date as presented, having taken reasonable steps to ensure its accuracy and based upon presentations of the Treasurer's Office approve the report, subject to the county auditor's review and request that it be filed with the official minutes of this meeting. (LGC 114.026c)


In addition, the signatures below affirm that the Treasurers' Report complies with statutes as referenced. (LGC 114.026d)


The total amount of cash and investments that are in the custody of the county treasurer at the time of the examination: (LGC 114.026d) **\$65,326,144.73 Month Ending Balance**


County Judge, James Liska


Regina Dove, County Auditor


Commissioner Richard Lee, Pct #1


Commissioner Randy Kopplin Pct #2


Commissioner Mitchell Williams, Pct #3


Commissioner Lucio Morin, Pct #4

Treasurer's Monthly Report
Live Oak County, Texas
Prepared by Kitley Wasicek
For the Month Ending February 28, 2025

	<u>Page</u>
Summary of Funds	1
Trial Balance by Fund	2
Interest Received	4
Bond Indebtedness	5
Balance Trends	6
Collateral Report	7

Live Oak County, Texas
Cash and Investments Held by Treasurer Wasicek
Detailed by Financial Institution
For the Month Ending February 28, 2025

Fund #	Description	TOTAL	Prosperity Checking/GL Ending Balance	Raymond James Prosperity	Ameriprise Financial	Petty Cash on Hand
012 General		26,625,001.43	5,797,059.04	5,177,972.63	15,639,219.76	10,750.00
012 Sweep Account		20,000.00	20,000.00			
013 Indigent Health Care		586,953.63	586,953.63			
015 Solid Waste Disposal		369,495.77	369,470.77			25.00
016 ARPA Grant		364,952.79	364,952.79			
020 R&B, General		11,319,721.69	323,322.60		10,996,399.09	
021 R&B, Precinct No. 1		2,993,956.54	2,926,474.76		67,481.78	
022 R&B, Precinct No. 2		5,104,552.45	2,747,571.11		2,356,981.34	
023 R&B, Precinct No. 3		4,756,423.55	2,658,020.74	71,140.95	2,027,261.86	
024 R&B, Precinct No. 4		4,783,423.58	1,521,348.82		3,262,074.76	
028 Special Lateral Road R&B		222,451.07	222,451.07			
029 Farm to Market & Lateral Rd		4,241,594.16	537,645.52		3,703,948.64	
032 County Records Mgmt		305,581.11	305,581.11			
033 District Records Mgmt & Preservation		16,744.50	16,744.50			
034 Clerk Tech ;Fund		8,140.72	8,140.72			
035 JP Tech Fund		100,173.32	100,173.32			
036 Law Library		7,745.48	7,745.48			
038 Pre-Trial Diversion		121,733.12	121,733.12			
039 Courthouse Security		25,552.79	25,552.79			
054 Treasury		21,323.72	21,323.72			
055 Justice		54,473.27	54,473.27			
059 Crimestoppers, Ch 59 State Forfeiture		49,615.99	49,615.99			
060 Interest & Sinking		(51,544.33)	(51,544.33)			
070 Construction		2,772,605.96	240,468.72		2,532,137.24	
080 LOC Airport		205,472.42	205,472.42			
091 Operating Clearing Acct		300,000.00	300,000.00			
TOTAL CASH & INVESTMENTS		65,326,144.73	19,480,751.68	5,249,113.58	40,585,504.47	10,775.00

LIVE OAK COUNTY
Treasurer Monthly Report
From 02/01/2025 to 02/28/2025

	Description	Begin Balance	Debit Less Interest	Credit	Interest	Ending Balance
101 DEPT	PETTY CASH	10,750.00	0.00	0.00	0.00	10,750.00
103 DEPT	CASH ON DEPOSIT	348,611.49	8,305,332.54	2,858,752.54	1,867.55	5,797,059.04
115 DEPT	INVESTMENTS	20,738,446.43	13,630.90	0.00	65,115.06	20,817,192.39
012 FUND	GENERAL	21,097,807.92	8,318,963.44	2,858,752.54	66,982.61	26,625,001.43
103 DEPT	CASH ON DEPOSIT	588,251.40	1,297.77	2,595.54	0.00	586,953.63
013 FUND	INDIGENT HEALTH CARE FUND	588,251.40	1,297.77	2,595.54	0.00	586,953.63
103 DEPT	CASH ON DEPOSIT	386,534.46	35,565.16	52,702.12	73.27	369,470.77
015 FUND	SOLID WASTE DISPOSAL FUND	386,534.46	35,565.16	52,702.12	73.27	369,470.77
103 DEPT	CASH ON DEPOSIT	364,882.81	0.00	0.00	69.98	364,952.79
016 FUND	GRANT FUND	364,882.81	0.00	0.00	69.98	364,952.79
103 DEPT	CASH ON DEPOSIT	228,197.95	348,972.79	253,905.16	57.02	323,322.60
115 DEPT	INVESTMENTS	10,954,167.50	2,249.55	0.00	39,982.04	10,996,399.09
020 FUND	ROAD & BRIDGE GENERAL	11,182,365.45	351,222.34	253,905.16	40,039.06	11,319,721.69
103 DEPT	CASH ON DEPOSIT	3,123,038.88	243,367.42	440,515.83	584.29	2,926,474.76
115 DEPT	INVESTMENTS	67,254.03	0.00	0.00	227.75	67,481.78
021 FUND	R&B PRECINCT 1	3,190,292.91	243,367.42	440,515.83	812.04	2,993,956.54
103 DEPT	CASH ON DEPOSIT	2,811,246.12	109,644.29	173,854.95	535.65	2,747,571.11
115 DEPT	INVESTMENTS	2,353,989.22	94.27	0.00	2,897.85	2,356,981.34
022 FUND	R&B PRECINCT 2	5,165,235.34	109,738.56	173,854.95	3,433.50	5,104,552.45
103 DEPT	CASH ON DEPOSIT	2,872,075.80	259,017.54	473,601.54	528.94	2,658,020.74
115 DEPT	INVESTMENTS	2,073,328.71	0.00	1,149.00	26,223.10	2,098,402.81
023 FUND	R&B PRECINCT 3	4,945,404.51	259,017.54	474,750.54	26,752.04	4,756,423.55
103 DEPT	CASH ON DEPOSIT	1,599,704.37	123,091.46	201,749.26	302.25	1,521,348.82
115 DEPT	INVESTMENTS	3,254,974.64	49.63	0.00	7,050.49	3,262,074.76
024 FUND	R&B PRECINCT 4	4,854,679.01	123,141.09	201,749.26	7,352.74	4,783,423.58
103 DEPT	CASH ON DEPOSIT	0.00	0.00	0.00	0.00	0.00
025 FUND	SOLID WASTE DISPOSAL FUND	0.00	0.00	0.00	0.00	0.00
103 DEPT	CASH ON DEPOSIT	222,408.42	0.00	0.00	42.65	222,451.07
028 FUND	SPECIAL LATERAL R&B	222,408.42	0.00	0.00	42.65	222,451.07
103 DEPT	CASH ON DEPOSIT	400,886.58	273,330.42	136,665.21	93.73	537,645.52
115 DEPT	INVESTMENTS	3,695,321.61	174.84	0.00	8,452.19	3,703,948.64
029 FUND	FM & LATERAL R&B	4,096,208.19	273,505.26	136,665.21	8,545.92	4,241,594.16
103 DEPT	CASH ON DEPOSIT	304,025.55	24,014.12	22,516.98	58.42	305,581.11
032 FUND	COUNTY, RECORDS MANAGEMENT	304,025.55	24,014.12	22,516.98	58.42	305,581.11
103 DEPT	CASH ON DEPOSIT	16,258.01	966.64	483.32	3.17	16,744.50
033 FUND	DISTRICT, RECORDS MANAGEMENT	16,258.01	966.64	483.32	3.17	16,744.50
103 DEPT	CASH ON DEPOSIT	8,123.43	63.44	47.72	1.57	8,140.72
034 FUND	CLERK TECHNOLOGY FUND	8,123.43	63.44	47.72	1.57	8,140.72
103 DEPT	CASH ON DEPOSIT	98,781.14	2,746.14	1,373.07	19.11	100,173.32
035 FUND	JP TECHNOLOGY FUND	98,781.14	2,746.14	1,373.07	19.11	100,173.32
103 DEPT	CASH ON DEPOSIT	7,184.05	1,610.00	1,050.00	1.43	7,745.48
036 FUND	LAW LIBRARY	7,184.05	1,610.00	1,050.00	1.43	7,745.48

GL.BANK.REPORT

Prepared by Kitley Wasicek at 12:42:52 26 MAR 2025

LIVE OAK COUNTY
Treasurer Monthly Report
From 02/01/2025 to 02/28/2025

Description	Begin Balance	Debit Less Interest	Credit	Interest	Ending Balance
103 DEPT CASH ON DEPOSIT	120,147.86	6,304.16	4,742.07	23.17	121,733.12
038 FUND PRETRIAL DIVERSION/INTERVENTION	120,147.86	6,304.16	4,742.07	23.17	121,733.12
103 DEPT CASH ON DEPOSIT	23,512.42	4,422.16	2,386.55	4.76	25,552.79
039 FUND COURTHOUSE SECURITY	23,512.42	4,422.16	2,386.55	4.76	25,552.79
103 DEPT CASH ON DEPOSIT	21,315.10	4.09	4.09	8.62	21,323.72
054 FUND FES-TREASURY	21,315.10	4.09	4.09	8.62	21,323.72
103 DEPT CASH ON DEPOSIT	54,451.27	4.53	4.53	22.00	54,473.27
055 FUND FES-JUSTICE	54,451.27	4.53	4.53	22.00	54,473.27
103 DEPT CASH & CASH EQUIVALENT	49,909.92	324.71	638.81	20.17	49,615.99
059 FUND CRIMESTOPPERS, CHPT 59 ST FORF	49,909.92	324.71	638.81	20.17	49,615.99
103 DEPT CASH ON DEPOSIT	-188,524.71	273,926.98	136,963.49	16.89	-51,544.33
060 FUND INTEREST & SINKING	-188,524.71	273,926.98	136,963.49	16.89	-51,544.33
103 DEPT CASH ON DEPOSIT	373,352.42	132,938.00	265,876.00	54.30	240,468.72
115 DEPT INVESTMENTS	2,523,591.40	0.00	0.00	8,545.84	2,532,137.24
070 FUND CONSTRUCTION	2,896,943.82	132,938.00	265,876.00	8,600.14	2,772,605.96
103 DEPT CASH ON DEPOSIT	211,929.83	15,121.54	21,618.34	39.39	205,472.42
080 FUND AIRPORT	211,929.83	15,121.54	21,618.34	39.39	205,472.42
103 DEPT CASH ON DEPOSIT	0.00	0.00	0.00	0.00	0.00
090 FUND PAYROLL CLEARING	0.00	0.00	0.00	0.00	0.00
103 DEPT CASH ON DEPOSIT	300,000.00	0.00	0.00	0.00	300,000.00
091 FUND OPERATING/CLEARING	300,000.00	0.00	0.00	0.00	300,000.00
GRAND TOTAL	60,018,128.11	10,178,265.09	5,053,196.12	162,922.65	65,306,119.73

+ 20,000
+ 25
65,326,144.73

Live Oak County, Texas
Interest Received for the Month
For the Month Ending February 28, 2025

Fund #	Description	TOTAL	Prosperity Checking	Ameriprise	Raymond James
012	General	66,982.61	1,867.55	51,094.63	14,020.43
034	Clerk Technology Fund	1.57	1.57		
035	JP Tech Fund	19.11	19.11		
016	ARPA Grant	69.98	69.98		
028	Special Lateral Road	42.65	42.65		
029	Farm to Market & Lateral Rd	8,545.92	93.73	8,452.19	
020	R&B, General	40,039.06	57.02	39,982.04	
021	R&B, Precinct No. 1	812.04	584.29	227.75	
022	R&B, Precinct No. 2	3,433.50	535.65	2,897.85	
023	R&B, Precinct No. 3	26,752.04	528.94	25,983.00	240.10
024	R&B, Precinct No. 4	7,352.74	302.25	7,050.49	
015	Solid Waste Disposal	73.27	73.27		
032	County Records Mgmt	58.42	58.42		
039	Courthouse Security	4.76	4.76		
033	Dist Records Mgmt & Preservation	3.17	3.17		
060	Interest & Sinking	16.89	16.89		
070	Construction	8,600.14	54.30	8,545.84	
080	LOC Airport	39.39	39.39		
38	Pre-Trial Diversion	23.17	23.17		
36	Law Library	1.43	1.43		
TOTAL INTEREST		162,871.86	4,377.54	144,233.79	14,260.53
				158,494.32	

Live Oak County, Texas
Bond Indebtedness
February 28, 2025

For General County Purposes:

Certificates of Obligation, Series 2006

Original Debt 8,000,000

Interest Rate 4.30%

Estimated Outstanding Balance as of February 28, 2025 3,265,750

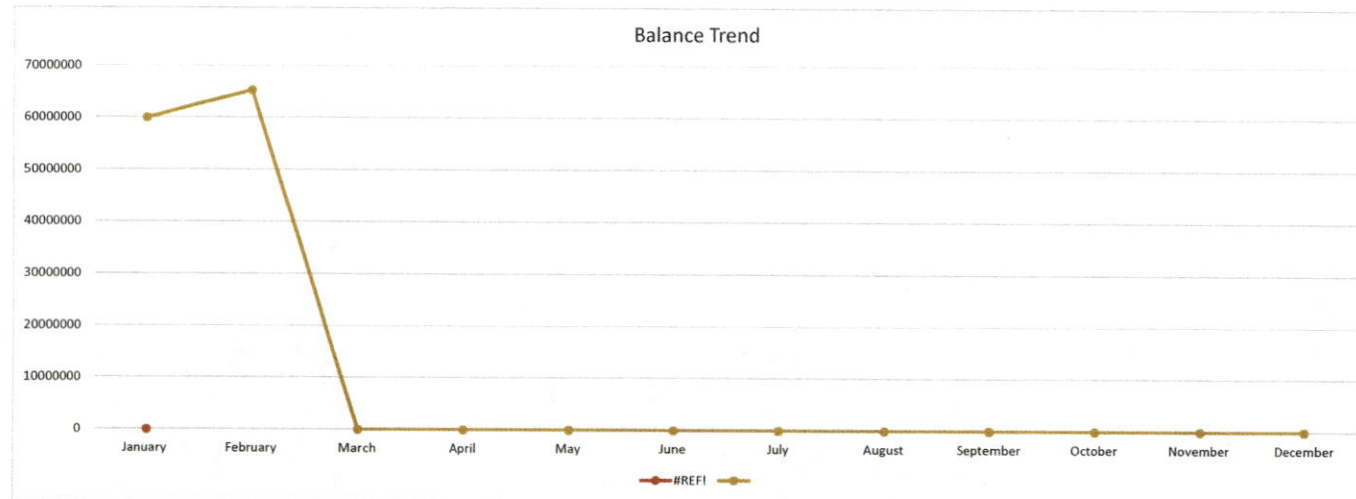
The annual requirements for the Certificates of Obligation for years subsequent to February 28, 2025 are as follows:

<u>Fiscal Year Ending December 31st</u>		<u>Principal</u>	<u>Interest</u>	<u>Total</u>
2025	August		60,738	60,738
2026	February	420,000	60,738	480,738
2026	August		51,708	51,708
2027	February	440,000	51,708	491,708
2027	August		42,248	42,248
2028	February	460,000	42,248	502,248
2028	August		32,358	32,358
2029	February	480,000	32,358	512,358
2029	August		22,038	22,038
2030	February	500,000	22,038	522,038
2030	August		11,288	11,288
2031	February	525,000	11,288	536,288
2024-2031		2,825,000	440,750	3,265,750

Monthly Balance Sheet

Balance Trend as of January 31, 2025

Fund	January	February	March	April	May	June	July	August	September	October	November	December
General	012	\$21,097,661.92	\$26,625,001.43									
Sweep		\$20,000.00	\$20,000.00									
IHC	013	\$588,251.40	\$586,953.63									
Clerk Tech Fund	034	\$8,123.43	\$8,140.72									
Solid Waste	015	\$386,534.46	\$369,470.77									
Petty \$			\$25.00									
Grnt	016	\$364,882.81	\$364,952.79									
Special Lateral R & B	028	\$222,408.42	\$222,451.07									
Farm to Market Lateral	029	\$4,096,208.19	\$4,241,594.16									
Road & Bridge Genl	020	\$11,182,365.45	\$11,319,721.69									
R&B Precinct 1	021	\$3,190,292.91	\$2,993,956.54									
R&B Precinct 2	022	\$5,165,235.34	\$5,104,552.45									
R&B Precinct 3	023	\$4,945,404.51	\$4,756,423.55									
R&B Precinct 4	024	\$4,854,679.01	\$4,783,423.58									
JP Tech	035	\$98,781.14	\$100,173.32									
Law Library	036	\$7,184.05	\$7,745.48									
Co Records Mngmt	032	\$304,025.55	\$305,581.11									
CRTHSE SEC	039	\$23,512.42	\$25,552.79									
DIST REC MNGMT	033	\$16,258.01	\$16,744.50									
Pre-Trial Diversion	038	\$120,147.86	\$121,733.12									
Treasury	054	\$21,315.10	\$21,323.72									
Justice	055	\$54,451.27	\$54,473.27									
Crimestropper Ch 59	059	\$50,224.01	\$49,615.99									
I & S	060	-\$188,524.71	-\$51,544.33									
Construction	070	\$2,896,943.82	\$2,772,605.96									
LOC AIRPORT	080	\$211,929.83	\$205,472.42									
OPER	091	\$300,000.00	\$300,000.00									
		\$60,038,296.20	\$65,326,144.73	\$0.00	\$0.00	\$0.00	\$0.00	\$0.00	\$0.00	\$0.00	\$0.00	\$0.00



Pledge Security Listing

February 28, 2025

ID	CUSIP	Description	Safekeeping Location	Safekeeping Receipt	Coupon	Maturity Date	Call Date	Moody	S&P	Fitch	ASC 320	Face Amount	Current Par	Current Book Value	Market Value	Gain(Loss)
COUNTY OF LIVE OAK																
4225	3138WEFF1	FNMA #AS4665	FHLB		2.50	03/01/2030		AAA	AA+	AAA	HTM	14,422,841	1,372,853.26	1,383,814.13	1,316,030.87	(67,783.26)
4893	3128MMVV2	FHLMC #G18627	FHLB		3.00	01/01/2032		AAA	AA+	AAA	HTM	6,100,000	987,914.15	1,003,420.27	930,127.75	(73,292.52)
4947	3128MMWQ2	FHLMC #G18654	FHLB		2.50	08/01/2032		AAA	AA+	AAA	HTM	12,600,000	1,923,275.97	1,936,612.03	1,798,283.44	(138,328.59)
5509	31418DQ54	FNMA #MA4075	FHLB		2.50	07/01/2035		AAA	AA+	AAA	HTM	10,000,000	3,621,811.70	3,754,609.25	3,326,465.63	(428,143.62)
5530	31418DV25	FNMA #MA4232	FHLB		2.00	01/01/2041		AAA	AA+	AAA	HTM	4,000,000	2,600,307.24	2,679,088.18	2,156,884.75	(522,203.43)
5534	31418DW65	FNMA #MA4268	FHLB		2.00	02/01/2041		AAA	AA+	AAA	HTM	14,700,000	9,748,690.29	10,024,132.44	8,161,455.13	(1,862,677.31)
5546	31418DXH0	FNMA #MA4279	FHLB		2.00	03/01/2036		AAA	AA+	AAA	HTM	2,700,000	1,581,003.85	1,617,057.08	1,404,961.47	(212,095.61)
5552	3132D6AB6	FR #SB8102	FHLB		1.50	05/01/2036		AAA	AA+	AAA	HTM	2,200,000	1,398,126.51	1,411,053.41	1,208,717.54	(202,335.87)
5557	3140KYCE2	FNMA #BR0968	FHLB		2.00	04/01/2036		AAA	AA+	AAA	HTM	3,300,000	2,107,196.09	2,158,330.83	1,872,511.72	(285,819.11)
5571	31418DZZ8	FNMA #MA4359	FHLB		1.50	06/01/2036		AAA	AA+	AAA	HTM	9,500,000	6,211,555.62	6,259,088.18	5,369,970.89	(889,117.29)
5603	3133KYVS5	FR #RB5125	FHLB		2.00	09/01/2041		AAA	AA+	AAA	HTM	1,700,000	1,260,768.30	1,289,742.82	1,050,759.64	(238,983.19)
5604	31418D4G4	FNMA #MA4422	FHLB		2.00	09/01/2041		AAA	AA+	AAA	HTM	9,400,000	6,916,391.69	7,088,500.94	5,764,528.07	(1,323,972.87)
5609	31418D5F5	FNMA #MA4445	FHLB		1.50	10/01/2041		AAA	AA+	AAA	HTM	1,600,000	1,237,310.80	1,244,439.19	996,361.51	(248,077.68)
Total for COUNTY OF LIVE OAK												92,222,841	40,967,205.47	41,849,888.75	35,357,058.41	(6,492,830.35)