




**Kitley Wasicek
Live Oak County Treasurer
Monthly Treasurer's Report
For the Month Ending August 31, 2024**

Pursuant to LGC 114.026, I, Kitley Wasicek, do hereby submit the Treasurer's Monthly Report. The report includes, but not limited to, money received and disbursed, debts due to (if known) and owed by the County, and all other proceedings in the treasurer's office that pertain to the Financial Standing of Live Oak County, Texas. The bank statements have been reconciled; any adjustments have been noted including any amount that has been identified and reconciled on the individual bank statements.

Therefore, Kitley Wasicek, County Treasurer of Live Oak County, Texas, who being fully sworn upon oath says that the within and foregoing report is true and correct to the best of her knowledge.


Filed with the accompanying reports this, the **25th day of October 2024**.


 10/25/24
Kitley C. Wasicek, Treasurer, Live Oak County/ Date


Commissioners' Court having reviewed the Treasurer's Report on this date as presented, having taken reasonable steps to ensure its accuracy and based upon presentations of the Treasurer's Office approve the report, subject to the county auditor's review and request that it be filed with the official minutes of this meeting. (LGC 114.026c)


In addition, the below signatures affirm that the Treasurers' Report complies with statutes as referenced. (LGC 114.026d)

The total amount of cash and investments that are in the custody of the county treasurer at the time of the examination: (LGC 114.026d) **\$57,599,504.99 Month Ending Balance**



County Judge, James Liska


Regina Dove, County Auditor


Commissioner Richard Lee, Pct #1


Commissioner, Randy Kopplin Pct #2


Commissioner Mitchell Williams, Pct #3


Commissioner Lucio Morin, Pct #4

Treasurer's Monthly Report
Live Oak County, Texas
Prepared by Kitley Wasicek
For the Month Ending August 31, 2024

	<u>Page</u>
Summary of Funds	1
Trial Balance by Fund	2
Interest Received	4
Bond Indebtedness	5
Balance Trends	6
Collateral Report	7

Live Oak County, Texas
Cash and Investments Held by Treasurer Wasicek
Detailed by Financial Institution
For the Month Ending August 31, 2024

Fund #	Description	TOTAL	Prosperity Checking/GL Ending Balance	Raymond James Prosperity	Ameriprise Financial	Petty Cash on Hand
012 General		23,356,687.82	969,881.64	5,093,814.81	17,282,241.37	10,750.00
012 Sweep Account		20,000.00	20,000.00			
013 Indigent Health Care		726,514.25	726,514.25			
015 Solid Waste Disposal		465,320.61	465,295.61			25.00
016 ARPA Grant		1,422,969.38	1,422,969.38			
020 R&B, General		11,613,243.13	861,898.71		10,751,344.42	
021 R&B, Precinct No. 1**		1,630,190.11	79,408.18		1,550,781.93	
022 R&B, Precinct No. 2		3,066,455.02	74,668.51		2,991,786.51	
023 R&B, Precinct No. 3		3,141,647.32	27,877.16	2,557,378.79	556,391.37	
024 R&B, Precinct No. 4		3,880,600.86	95,598.11		3,785,002.75	
028 Special Lateral Road R&B		219,614.52	219,614.52			
029 Farm to Market & Lateral Rd**		3,910,534.06	290,304.25		3,620,229.81	
032 County Records Mgmt		307,901.63	307,901.63			
033 District Records Mgmt & Preservation		14,021.11	14,021.11			
034 Clerk Tech ;Fund		8,055.22	8,055.22			
035 JP Tech Fund		93,499.56	93,499.56			
036 Law Library		4,270.00	4,270.00			
038 Pre-Trial Diversion		122,609.64	122,609.64			
039 Courthouse Security		20,368.80	20,368.80			
060 Interest & Sinking		82,115.99	82,115.99			
070 Construction		3,002,095.98	32,084.11		2,970,011.87	
080 LOC Airport		174,711.88	174,711.88			
090 Payroll Clearing		15,000.00	15,000.00			
091 Operating Clearing Acct		301,078.10	301,078.10			
TOTAL CASH & INVESTMENTS		57,599,504.99	6,429,746.36	7,651,193.60	43,507,790.03	10,775.00

LIVE OAK COUNTY
Treasurer Monthly Report
From 08/01/2024 to 08/31/2024

	Description	Begin Balance	Debit Less Interest	Credit	Interest	Ending Balance
101 DEPT	PETTY CASH	10,750.00	0.00	0.00	0.00	10,750.00
103 DEPT	CASH ON DEPOSIT	1,528,944.74	1,672,908.82	2,232,674.70	702.78	969,881.64
115 DEPT	INVESTMENTS	22,220,023.94	55,370.46	0.00	100,661.78	22,376,056.18
012 FUND	GENERAL	23,759,718.68	1,728,279.28	2,232,674.70	101,364.56	23,356,687.82
103 DEPT	CASH ON DEPOSIT	737,258.22	11,056.73	21,800.70	0.00	726,514.25
013 FUND	INDIGENT HEALTH CARE FUND	737,258.22	11,056.73	21,800.70	0.00	726,514.25
103 DEPT	CASH ON DEPOSIT	478,125.64	41,463.56	54,393.24	99.65	465,295.61
015 FUND	SOLID WASTE DISPOSAL FUND	478,125.64	41,463.56	54,393.24	99.65	465,295.61
103 DEPT	CASH ON DEPOSIT	1,434,862.02	12,194.80	24,389.60	302.16	1,422,969.38
016 FUND	GRANT FUND	1,434,862.02	12,194.80	24,389.60	302.16	1,422,969.38
103 DEPT	CASH ON DEPOSIT	850,991.51	21,875.12	11,149.96	182.04	861,898.71
115 DEPT	INVESTMENTS	10,695,780.83	21,550.45	0.00	34,013.14	10,751,344.42
020 FUND	ROAD & BRIDGE GENERAL	11,546,772.34	43,425.57	11,149.96	34,195.18	11,613,243.13
103 DEPT	CASH ON DEPOSIT	57,373.09	1,404,893.84	1,582,876.94	18.19	-120,591.82
115 DEPT	INVESTMENTS	2,340,190.43	0.00	600,000.00	10,591.50	1,750,781.93
021 FUND	R&B PRECINCT 1	2,397,563.52	1,404,893.84	2,182,876.94	10,609.69	1,630,190.11
103 DEPT	CASH ON DEPOSIT	170,049.87	126,211.18	221,621.74	29.20	74,668.51
115 DEPT	INVESTMENTS	2,980,346.73	7,323.36	0.00	4,116.42	2,991,786.51
022 FUND	R&B PRECINCT 2	3,150,396.60	133,534.54	221,621.74	4,145.62	3,066,455.02
103 DEPT	CASH ON DEPOSIT	31,454.22	228,044.41	231,632.56	11.09	27,877.16
115 DEPT	INVESTMENTS	3,206,427.56	3,927.50	100,000.00	3,415.00	3,113,770.06
023 FUND	R&B PRECINCT 3	3,237,881.78	231,971.91	331,632.56	3,426.09	3,141,647.22
103 DEPT	CASH ON DEPOSIT	151,059.03	81,011.40	136,499.88	27.56	95,598.11
115 DEPT	INVESTMENTS	3,762,239.65	9,559.59	0.00	13,203.51	3,785,002.75
024 FUND	R&B PRECINCT 4	3,913,298.68	90,570.99	136,499.88	13,231.07	3,880,600.86
103 DEPT	CASH ON DEPOSIT	0.00	0.00	0.00	0.00	0.00
025 FUND	SOLID WASTE DISPOSAL FUND	0.00	0.00	0.00	0.00	0.00
103 DEPT	CASH ON DEPOSIT	219,568.03	0.00	0.00	46.49	219,614.52
028 FUND	SPECIAL LATERAL R&B	219,568.03	0.00	0.00	46.49	219,614.52
103 DEPT	CASH ON DEPOSIT	286,820.80	6,844.32	3,422.16	61.29	290,304.25
115 DEPT	INVESTMENTS	3,604,426.82	10,137.85	0.00	5,665.14	3,620,229.81
029 FUND	FM & LATERAL R&B	3,891,247.62	16,982.17	3,422.16	5,726.43	3,910,534.06
103 DEPT	CASH ON DEPOSIT	306,363.41	12,539.70	11,066.88	65.40	307,901.63
032 FUND	COUNTY, RECORDS MANAGEMENT	306,363.41	12,539.70	11,066.88	65.40	307,901.63
103 DEPT	CASH ON DEPOSIT	13,612.36	811.60	405.80	2.95	14,021.11
033 FUND	DISTRICT, RECORDS MANAGEMENT	13,612.36	811.60	405.80	2.95	14,021.11
103 DEPT	CASH ON DEPOSIT	8,027.81	51.42	25.71	1.70	8,055.22
034 FUND	CLERK TECHNOLOGY FUND	8,027.81	51.42	25.71	1.70	8,055.22
103 DEPT	CASH ON DEPOSIT	92,210.95	2,537.74	1,268.87	19.74	93,499.56
035 FUND	JP TECHNOLOGY FUND	92,210.95	2,537.74	1,268.87	19.74	93,499.56
103 DEPT	CASH ON DEPOSIT	4,060.00	420.00	210.00	0.00	4,270.00
036 FUND	LAW LIBRARY	4,060.00	420.00	210.00	0.00	4,270.00

2

LIVE OAK COUNTY
Treasurer Monthly Report
From 08/01/2024 to 08/31/2024

Description	Begin Balance	Debit Less Interest	Credit	Interest	Ending Balance
103 DEPT CASH ON DEPOSIT	122,221.64	776.00	388.00	0.00	122,609.64
038 FUND PRETRIAL DIVERSION/INTERVENTION	122,221.64	776.00	388.00	0.00	122,609.64
103 DEPT CASH ON DEPOSIT	18,469.35	3,790.18	1,895.09	4.36	20,368.80
039 FUND COURTHOUSE SECURITY	18,469.35	3,790.18	1,895.09	4.36	20,368.80
103 DEPT CASH ON DEPOSIT	80,103.71	3,989.98	1,994.99	17.29	82,115.99
060 FUND INTEREST & SINKING	80,103.71	3,989.98	1,994.99	17.29	82,115.99
103 DEPT CASH ON DEPOSIT	37,196.67	5,112.56	10,225.12	0.00	32,084.11
115 DEPT INVESTMENTS	2,960,152.89	1,737.36	0.00	8,121.62	2,970,011.87
070 FUND CONSTRUCTION	2,997,349.56	6,849.92	10,225.12	8,121.62	3,002,095.98
103 DEPT CASH ON DEPOSIT	185,122.66	14,420.71	24,869.44	37.95	174,711.88
080 FUND AIRPORT	185,122.66	14,420.71	24,869.44	37.95	174,711.88
103 DEPT CASH ON DEPOSIT	15,000.00	0.00	0.00	0.00	15,000.00
090 FUND PAYROLL CLEARING	15,000.00	0.00	0.00	0.00	15,000.00
103 DEPT CASH ON DEPOSIT	301,078.10	0.00	0.00	0.00	301,078.10
091 FUND OPERATING/CLEARING	301,078.10	0.00	0.00	0.00	301,078.10
GRAND TOTAL	58,910,312.68	3,760,560.64	5,272,811.38	181,417.95	57,579,479.89

Sweep + 20,000.
SW PettyCash + 25.
57,599,504.89

Live Oak County, Texas
Interest Received for the Month
For the Month Ending August 31, 2024

Fund #	Description	TOTAL	Prosperity Checking	Ameriprise	Raymond James
012	General	101,364.56	702.78	83,945.22	16,716.56
034	Clerk Technology Fund	1.70	1.70		
035	JP Tech Fund	19.74	19.74		
016	ARPA Grant	302.16	302.16		
028	Special Lateral Road	46.49	46.49		
029	Farm to Market & Lateral Rd	5,726.43	61.29	5,665.14	
020	R&B, General	34,195.18	182.04	34,013.14	
021	R&B, Precinct No. 1	10,609.69	18.19	10,591.50	
022	R&B, Precinct No. 2	4,145.62	29.20	4,116.42	
023	R&B, Precinct No. 3	3,426.09	11.09	2,322.93	1,092.07
024	R&B, Precinct No. 4	13,231.07	27.56	13,203.51	
025	Solid Waste Disposal	99.65	99.65		
032	County Records Mgmt	65.40	65.40		
039	Courthouse Security	4.36	4.36		
033	Dist Records Mgmt & Preservation	2.95	2.95		
060	Interest & Sinking	17.29	17.29		
070	Construction	8,121.62	0.00	8,121.62	
080	LOC Airport	37.95	37.95		
TOTAL INTEREST		181,417.95	1,629.84	161,979.48	17,808.63
				179,788.11	

Live Oak County, Texas
Bond Indebtedness
August 31, 2024

For General County Purposes:

Certificates of Obligation, Series 2006

Original Debt	8,000,000
Interest Rate	4.30%
Estimated Outstanding Balance as of August 31, 2024	3,740,195

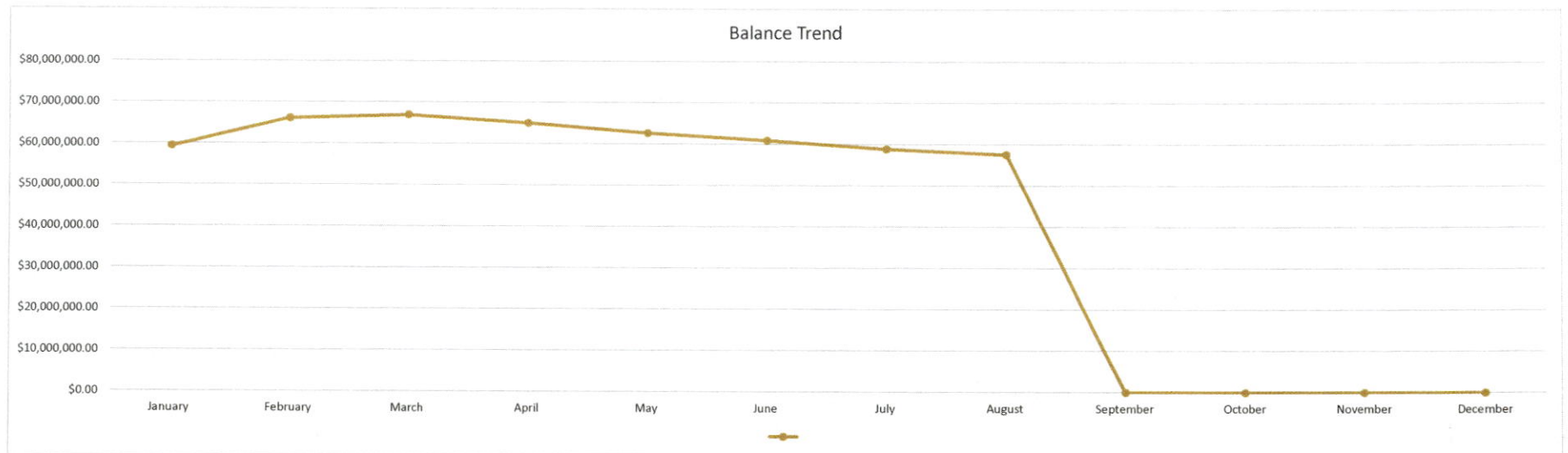
The annual requirements for the Certificates of Obligation for years subsequent to August 31, 2024 are as follows:

<u>Fiscal Year Ending December 31st</u>	<u>Principal</u>	<u>Interest</u>	<u>Total</u>
2025 February	405,000	69,445	474,445
2025 August		60,738	60,738
2026 February	420,000	60,738	480,738
2026 August		51,708	51,708
2027 February	440,000	51,708	491,708
2027 August		42,248	42,248
2028 February	460,000	42,248	502,248
2028 August		32,358	32,358
2029 February	480,000	32,358	512,358
2029 August		22,038	22,038
2030 February	500,000	22,038	522,038
2030 August		11,288	11,288
2031 February	525,000	11,288	536,288
2024-2031	3,230,000	510,195	3,740,195

Monthly Balance Sheet

Balance Trend as of August 31, 2024

Fund		January	February	March	April	May	June	July	August	September	October	November	December
General	012	\$28,286,142.72	\$25,733,222.99	\$26,836,881.24	\$26,216,378.56	\$25,363,977.78	\$24,717,889.36	\$23,759,318.68	\$23,356,687.82				
Sweep		\$20,000.00	\$20,000.00	\$20,000.00	\$20,000.00	\$20,000.00	\$20,000.00	\$20,000.00	\$20,000.00				
IHC	013	\$797,915.43	\$779,584.41	\$765,860.52	\$752,187.73	\$743,785.49	\$739,853.66	\$737,258.22	\$726,514.25				
Clerk Tech Fund	034	\$7,891.41	\$7,915.21	\$7,933.70	\$7,970.89	\$7,982.89	\$8,021.05	\$8,027.81	\$8,055.22				
Solid Waste	015	\$561,253.23	\$551,467.57	\$541,211.83	\$529,636.23	\$515,678.87	\$501,524.94	\$478,150.64	\$465,320.61				
Grnt	016	\$1,072,809.61	\$1,053,546.41	\$1,573,272.07	\$1,547,359.77	\$1,445,518.92	\$1,445,815.13	\$1,434,862.02	\$1,422,969.38				
Special Lateral R & B	028	\$239,292.28	\$219,338.72	\$219,385.16	\$219,430.12	\$219,476.58	\$219,521.55	\$219,568.03	\$219,614.52				
Farm to Market Lateral	029	\$7,280,259.04	\$3,737,498.41	\$3,789,063.83	\$3,821,308.27	\$3,840,509.00	\$3,870,422.11	\$3,891,247.62	\$3,910,534.06				
Road & Bridge Genl	020	\$10,996,378.35	\$11,204,355.20	\$11,269,916.18	\$11,315,242.54	\$11,394,904.01	\$11,442,275.42	\$11,546,772.34	\$11,613,243.13				
R&B Precinct 1	021	\$597,648.75	\$3,723,057.86	\$3,463,856.95	\$3,181,198.49	\$3,001,416.28	\$2,678,034.61	\$2,397,563.52	\$1,630,190.11				
R&B Precinct 2	022	\$2,259,321.87	\$4,726,528.13	\$4,498,706.59	\$3,979,891.53	\$3,746,208.71	\$3,248,320.67	\$3,150,396.60	\$3,066,455.02				
R&B Precinct 3	023	\$3,444,638.36	\$5,852,114.04	\$5,510,517.27	\$5,060,315.45	\$4,111,627.60	\$3,757,940.33	\$3,237,881.88	\$3,141,647.32				
R&B Precinct 4	024	\$2,945,340.30	\$4,618,161.10	\$4,489,389.96	\$4,434,802.16	\$4,285,250.04	\$4,106,068.12	\$3,913,298.68	\$3,880,600.86				
JP Tech	035	\$86,285.04	\$87,547.81	\$87,750.85	\$88,731.59	\$89,622.07	\$90,934.86	\$92,210.95	\$93,499.56				
Law Library	036		\$350.00	\$630.00	\$840.00	\$2,710.00	\$3,605.00	\$4,060.00	\$4,270.00				
Co Records Mngmt	032	\$303,438.07	\$307,683.57	\$308,051.64	\$311,963.52	\$297,555.20	\$302,970.02	\$306,363.41	\$307,901.63				
CRTHSE SEC	039	\$5,721.47	\$7,695.94	\$10,335.90	\$12,601.33	\$14,515.78	\$16,663.54	\$18,469.35	\$20,368.80				
DIST REC MNGMT	033	\$12,815.93	\$12,924.15	\$13,078.49	\$13,185.49	\$13,268.32	\$13,397.98	\$13,612.36	\$14,021.11				
Pre-Trial Diversion	038	\$117,358.27	\$117,358.27	\$117,358.27	\$118,926.64	\$120,122.54	\$121,292.44	\$122,221.64	\$122,609.64				
I & S	060	-\$105,508.75	\$87,918.87	\$125,945.25	\$129,618.84	\$131,184.89	\$134,872.68	\$80,103.71	\$82,115.99				
Construction	070		\$2,981,317.21	\$2,990,708.77	\$2,997,148.55	\$3,007,679.53	\$2,986,102.58	\$2,997,349.56	\$3,002,095.98				
LOC AIRPORT	080	\$191,665.74	\$189,736.50	\$187,177.67	\$183,654.49	\$180,578.60	\$184,090.65	\$185,122.66	\$174,711.88				
PAYROLL CLRING	090	\$15,000.00	\$15,000.00	\$15,000.00	\$15,000.00	\$15,000.00	\$15,000.00	\$15,000.00	\$15,000.00				
OPER	091	\$301,078.10	\$101,078.10	\$101,078.10	\$101,078.10	\$101,078.10	\$301,078.10	\$301,078.10	\$301,078.10				
		\$59,436,745.22	\$66,135,400.47	\$66,943,110.24	\$65,058,470.29	\$62,669,651.20	\$60,925,694.80	\$58,929,937.78	\$57,599,504.99	\$0.00	\$0.00	\$0.00	\$0.00



Pledge Security Listing

August 31, 2024

ID	CUSIP	Description	Safekeeping Location	Safekeeping Receipt	Coupon	Maturity Date	Call Date	Moody	S&P	Fitch	ASC 320	Face Amount	Current Par	Current Book Value	Market Value	Gain(Loss)
COUNTY OF LIVE OAK																
4225	3138WEFF1	FNMA #AS4665	FHLB		2.50	03/01/2030		AAA	AA+	AAA	HTM	14,422,841	1,559,800.69	1,573,444.27	1,516,874.97	(56,569.30)
4893	3128MMVV2	FHLMC #G18627	FHLB		3.00	01/01/2032		AAA	AA+	AAA	HTM	6,100,000	1,097,541.52	1,116,005.37	1,054,320.34	(61,685.03)
4947	3128MMWQ2	FHLMC #G18654	FHLB		2.50	08/01/2032		AAA	AA+	AAA	HTM	12,600,000	2,149,498.51	2,165,385.33	2,052,986.03	(112,399.30)
5509	31418DQ54	FNMA #MA4075	FHLB		2.50	07/01/2035		AAA	AA+	AAA	HTM	10,000,000	3,874,320.20	4,022,468.75	3,613,655.94	(408,812.81)
5530	31418DV25	FNMA #MA4232	FHLB		2.00	01/01/2041		AAA	AA+	AAA	HTM	4,000,000	2,711,145.00	2,795,596.86	2,385,726.27	(409,870.59)
5546	31418DXH0	FNMA #MA4279	FHLB		2.00	03/01/2036		AAA	AA+	AAA	HTM	2,700,000	1,684,679.72	1,724,607.30	1,531,138.01	(193,469.29)
5552	3132D6AB6	FR #SB8102	FHLB		1.50	05/01/2036		AAA	AA+	AAA	HTM	2,200,000	1,484,440.30	1,498,727.04	1,316,639.17	(182,087.88)
5557	3140KYCE2	FNMA #BR0968	FHLB		2.00	04/01/2036		AAA	AA+	AAA	HTM	3,300,000	2,250,022.37	2,306,826.10	2,044,955.33	(261,870.78)
5571	31418DZZ8	FNMA #MA4359	FHLB		1.50	06/01/2036		AAA	AA+	AAA	HTM	9,500,000	6,578,369.81	6,630,850.30	5,834,553.54	(796,296.76)
5604	31418D4G4	FNMA #MA4422	FHLB		2.00	09/01/2041		AAA	AA+	AAA	HTM	9,400,000	7,256,391.76	7,441,612.52	6,347,383.56	(1,094,228.96)
Total for COUNTY OF LIVE OAK												74,222,841	30,646,209.88	31,275,523.84	27,698,233.16	(3,577,290.70)